


688101

&\$&%



“ ”

**LAN WEIGUANG**

|             |      |               |            |
|-------------|------|---------------|------------|
| 2021        |      | 2021          |            |
|             | 10   | 2 3           | 2021 12 31 |
| 333,880,000 |      | 76,792,400.00 | ,          |
| 2021        |      | 31.07%        |            |
|             | 2021 |               |            |



- ...

|        |                                  |      |
|--------|----------------------------------|------|
| 1\ 08² | Gú y.....                        | 5... |
| 1\ ¼8² | œ (1° ú ¼ k?±CR Ñ 7 7 .....      | 8    |
| 1\ 98² | 1Ñ*6 rAØAê > 6 Å.....            | 12   |
| 1\ 8²  | œ ("ë*6 .....                    | 43   |
| 1\ Ä8² | )ß ³ Ã/n JCS + ¼ ! œ ("ë*6 ..... | 62   |
| 1\ •8² | Gý?± »N@.....                    | 74   |
| 1\ 38² | 6Ñ - Ø ú6Ñ L õ á .....           | 105  |
| 1\ ›8² | H x6Ñ-( £ õ á .....              | 113  |
| 1\ •8² | œ (j h-( £ õ á .....             | 114  |
| 1\ q8² | CR Ñ Ö z.....                    | 114  |

|            |   |
|------------|---|
| 7 · &- ... | E- 9 œ (# Ê >~ ê Ã k1Ñ JAN ÆCOCS ê Ã JAN j 'COCS ê1® =  -<br>1, 'CR Ñ Ö>~ Ä |
|            | E- 9 œ (# Ê >~ ê1® ‡ ¼ œ (- 1, ' ¼ Ö Ö z ú ^?± · & Ä                        |
|            | Ö z O µ X ] -Añ- J 7 Ê5•1 : œ 0 ÛMbE÷, ' p 9 · &, '!" \ ú œ z<br>, ' ïo Ä   |

|   |  |  |
|---|--|--|
|   |  |  |
|   |  | Suntar Membrane<br>Technology Singapore Pte. Ltd |
|   |  | Sinonem Technology Pte. Ltd                      |
|   |  | Suntar Investment Pte.<br>Ltd                    |
|   |  | CHWater China Limited                            |
|   |  |  |
|   |  |  |
|   |  |  |
|   |  |  |
|   |  |  |
|   |  |  |
|   |  |  |
|   |  |  |
|   |  | 2021 1 1 2021 12 31                              |
|   |  |  |
| / |  |  |
|   |  | / /  |
|   |  |  |
|   |  |  |
|   |  |  |
|   |  | Q 1 30m  |
|   |  |  |
|   |  |  |
|   |  |  |

|                                 |  |                          |
|---------------------------------|--|--------------------------|
|                                 |  |                          |
|                                 |  | Microfiltration MF       |
|                                 |  | Ultrafiltration UF       |
|                                 |  | Nanofiltration NF        |
|                                 |  | Reverse Osmosis RO       |
| /MBR                            |  | Membrane Bio-Reactor MBR |
|                                 |  |                          |
|                                 |  |                          |
|                                 |  |                          |
| /PVDF                           |  | Polyvinylidene Fluoride  |
| /Al <sub>2</sub> O <sub>3</sub> |  |                          |
| 7 ACA                           |  |                          |
| 6 APA                           |  | 7-                       |
|                                 |  |                          |
|                                 |  |                          |
| /                               |  |                          |
|                                 |  |                          |

|      |  |  |
|------|--|--|
|      |  |  |
|      |  |  |
| /    |  |  |
| CASS |  | Cyclic Activated Sludge System<br>Cyclic Activated Sludge Technology |
| BOD  |  | Biochemical Oxygen Demand  |
| COD  |  | Chemical Oxygen Demand   |
| SS   |  | Suspended Solids   |
| VFA  |  | Volatile Fatty Acid  |
| PTA  |  | Pure Terephthalic Acid   |
| BOT  |  | Build-Operate-Transfer - -   |
| TOT  |  | Transfer-Operate-Transfer - -  |
|      |  |  |
| EPC  |  | Engineering+Procurement+Construction                                 |
|      |  |  |
|      |  |  |
|      |  |  |





|  |  |  |      |    |    |      |       |
|--|--|--|------|----|----|------|-------|
|  |  |  |      |    |    |      |       |
|  |  |  |      |    |    |      | 1198  |
|  |  |  | 28   |    |    |      |       |
|  |  |  |      |    |    |      |       |
|  |  |  | 2019 | 11 | 15 | 2022 | 12 31 |

( )

|  | 2021                | 2020                | (%)   | 2019                |
|--|---------------------|---------------------|-------|---------------------|
|  | 1, 150, 709, 066.63 | 876, 447, 101.03    | 31.29 | 742, 008, 730.62    |
|  | 247, 121, 741.23    | 221, 805, 911.11    | 11.41 | 276, 645, 832.03    |
|  | 218, 456, 469.44    | 184, 089, 659.04    | 18.67 | 197, 273, 272.23    |
|  | 221, 133, 458.56    | 118, 098, 323.81    | 87.25 | 236, 316, 038.53    |
|  | 2021                | 2020                | %     | 2019                |
|  | 3, 434, 458, 736.70 | 3, 300, 204, 887.28 | 4.07  | 3, 161, 799, 376.17 |
|  | 4, 854, 631, 977.93 | 4, 533, 102, 478.72 | 7.09  | 4, 230, 402, 667.14 |

( )

|   | 2021 | 2020 | (%)   | 2019  |
|---|------|------|-------|-------|
|   | 0.74 | 0.66 | 12.12 | 1.07  |
|   | 0.74 | 0.66 | 12.12 | 1.07  |
|   | 0.65 | 0.55 | 18.18 | 0.77  |
| % | 7.40 | 6.87 | 0.53  | 16.40 |
| % | 6.54 | 5.70 | 0.84  | 11.69 |
| % | 4.54 | 4.58 | 0.04  | 5.31  |

|           |            |        |     |
|-----------|------------|--------|-----|
|           | 115,070.91 | 31.29% |     |
|           |            |        | PPP |
|           | 2021       |        | PPP |
| 24,712.17 | 11.41%     |        |     |
| 18.67%    |            | 87.25% |     |
| ( )       |            |        |     |
| ( )       |            |        |     |
| ( )       |            |        |     |

**2021**

|  | 1-3            | 4-6            | 7-9            | 10-12          |
|--|----------------|----------------|----------------|----------------|
|  | 159,865,970.07 | 243,310,458.39 | 294,413,320.57 | 453,119,317.60 |
|  | 63,232,711.71  | 70,436,369.39  | 76,232,123.29  | 37,220,536.84  |
|  | 58,048,992.33  | 63,858,482.49  | 69,702,880.52  | 26,846,114.10  |
|  | -33,737,697.76 | 25,559,960.25  | 56,134,967.17  | 173,176,228.90 |

|  | 2021          | 2020          | 2019          |
|--|---------------|---------------|---------------|
|  | -491,244.56   | -172,550.78   | 45,622,618.56 |
|  |               |               |               |
|  | 15,195,230.38 | 19,186,036.24 | 26,643,008.59 |



|  |                |                |                 |           |
|--|----------------|----------------|-----------------|-----------|
|  |                |                |                 |           |
|  | 350,417,534.25 | 250,078,452.06 | -100,339,082.19 | 78,452.06 |
|  | 56,738,968.18  | 81,012,075.95  | 24,273,107.77   | 0.00      |
|  | 0.00           | 4,717,900.00   | 4,717,900.00    | 0.00      |
|  | 407,156,502.43 | 335,808,428.01 | -71,348,074.42  | 78,452.06 |

PVDF

“ ”

“ — — — ”

“ ”

120 /

NBR

2022  
2022 6

115,070.91

31.29%

PPP

PPP

2021

11.41%

24,712.17  
18.67%

87.25%

( )

“

- - - - ”

|  |  |  |
|--|--|--|
|  |  |  |
|  |  |  |
|  |  |  |
|  |  |  |
|  |  |  |
|  |  |  |
|  |  |  |

1

1

iMR

PDF

iMR

i MBR

i MBR

2

-

2

( )

—

i MBR

1

BCF TCF

2

5

“ ” “ RDPA ” “ - - - ”

“ RDPA ”

( )  
1.

“ ” “ 2012 ” 2021 3  
C35  
2016 “  
”

“ ”

“ ”

A

A

2021 6



“

”

2025

A

B

C

2

C

3

1

2

PMDF

3

EPC BT BOT PPP BOO

EPC BOT PPP

4

5

ISC0000

( )

1.

7

|  |  |     |  |  |
|--|--|-----|--|--|
|  |  |     |  |  |
|  |  | -   |  |  |
|  |  | iMR |  |  |
|  |  |     |  |  |

|  |  |               |          |  |
|--|--|---------------|----------|--|
|  |  |               |          |  |
|  |  |               | Flow Cel |  |
|  |  |               |          |  |
|  |  |               |          |  |
|  |  | “ +<br>” C    |          |  |
|  |  | AG-MBR<br>AAO | +        |  |

“ \_\_\_\_\_ ” “ RCPA”  
 - -

“ ” “ ”

|     |      |  |
|-----|------|--|
|     |      |  |
| “ ” | 2020 |  |

2

C 8 0 12MPa

2021 3 , “ ”  
 “ ” - “ ” - “ ”  
 “ ” - “ ” - “ ”  
 2021 11 12 2021 10 12 2021 8  
 2021 10 19 “ ” -  
 2021 9 2021 12 19  
 “ ”

2021 3 2021  
 3 9 2021 3 2021  
 2021 10 1 2021  
 2021 5 2021  
 5 21 2021 7 2021  
 2021 12 1 “ ” “ ” “ ”  
 2021 8 “ ” “ ” “ ”  
 2021 9 “ ” 100nm “ ” “ 2020  
 ”

26 7 19 2021 12 35  
 154 79 74 31 1  
 “ ” “ ” “ ” “ ” “ ”

**3**

|   |                 |                 |       |
|---|-----------------|-----------------|-------|
|   |                 |                 | %     |
|   | 52, 214, 988 06 | 40, 115, 963 67 | 30 16 |
|   |                 |                 |       |
|   | 52, 214, 988 06 | 40, 115, 963 67 | 30 16 |
| % | 4 54            | 4 58            | 0 04  |
| % | 0 00            | 0 00            | 0 00  |

4

|   |       |              |              |              |  |   |                            |  |
|---|-------|--------------|--------------|--------------|--|---|----------------------------|--|
|   |       |              |              |              |  |   |                            |  |
| 1 |       | 5,000,000.00 | 2,997,820.70 | 5,152,577.65 |  | - | 2000 PEG<br>90%<br>10LHM   |  |
| 2 |       | 6,000,000.00 | 3,429,348.68 | 5,891,794.51 |  |   | 1000mm<br>1000LMH<br>1 NTU |  |
| 3 | 100mm | 4,000,000.00 | 2,130,456.52 | 3,820,072.48 |  |   | 50-300mm<br>1 NTU          |  |
| 4 |       | 5,500,000.00 | 3,150,981.38 | 5,694,607.08 |  |   | 0-6bar;<br>0-500rpm        |  |
| 5 |       | 4,000,000.00 | 1,366,926.43 | 3,218,678.15 |  |   |                            |  |

---

|  |  |  |  |  |  |  |  |  |  |
|--|--|--|--|--|--|--|--|--|--|
|  |  |  |  |  |  |  |  |  |  |
|--|--|--|--|--|--|--|--|--|--|

6

10,000,000.00

6,704,902.92

11,731,632.34

MR

MR

5  
90%

|    |            |               |               |               |   |     |   |     |
|----|------------|---------------|---------------|---------------|---|-----|---|-----|
| 12 |            | 4,000,000.00  | 2,094,972.37  | 2,094,972.37  |   |     | GB5749-2006                                 |     |
| 13 | MBR        | 5,000,000.00  | 2,389,776.11  | 2,389,776.11  |   | MBR | 20-35 n2 MBR<br>800-2100<br>n2 400<br>n2/n2 | MBR |
| 14 | AO/MBR     | 3,000,000.00  | 2,882,302.88  | 2,882,302.88  |   |     | GB18918-2002<br>A                           |     |
| 15 |            | 3,000,000.00  | 2,799,063.96  | 2,799,063.96  |   |     | GB5749-2006                                 |     |
| 16 |            | 2,200,000.00  | 2,263,885.91  | 2,263,885.91  |   |     |   |     |
| 17 | CB/H2O2/UV | 3,200,000.00  | 3,125,769.88  | 3,125,769.88  |   |     | CCD<br>NB-N<br>GB18918-2002<br>A            |     |
|    | /          | 86,400,000.00 | 51,216,530.87 | 66,945,456.45 | / | /   | /   | /   |



5

: :

|   |               |               |
|---|---------------|---------------|
|   |               |               |
|   | 223           | 198           |
| % | 19.75         | 19.04         |
|   | 37,206,833.64 | 28,442,374.37 |
|   | 166,846.79    | 143,648.36    |

|       |    |    |     |
|-------|----|----|-----|
|       |    |    |     |
|       |    |    | 3   |
|       |    |    | 14  |
|       |    |    | 145 |
|       |    |    | 48  |
|       |    |    | 13  |
|       |    |    |     |
| 30    | 30 |    | 92  |
| 30-40 | 30 | 40 | 87  |
| 40-50 | 40 | 50 | 33  |
| 50-60 | 50 | 60 | 10  |
| 60    |    |    | 1   |

6

( )

C

50

2

PTA

60%

①

( )

( )

( )

( )

( )

( )

BOF TOF

( )

( )

( )

C

C

2021 9 30

2021 10 8  
2021-046

www.sse.com.cn

2021 7 30

“ ” “ ” “ ”  
2021 7 31

www.sse.com.cn

2021-034

2019 11

2021 115,070.91 31.29%  
24,712.17 11.41% 2021 485,463.20  
7.09% 343,445.87 4.07%

( )  
1.

|  |                  |                 | %     |
|--|------------------|-----------------|-------|
|  | 1,150,709,066.63 | 876,447,101.03  | 31.29 |
|  | 780,054,346.93   | 550,897,369.94  | 41.60 |
|  | 26,522,432.80    | 24,143,503.71   | 9.85  |
|  | 44,012,474.96    | 37,576,456.91   | 17.13 |
|  | 10,456,094.25    | 11,205,791.52   | -6.69 |
|  | 52,214,988.06    | 40,115,963.67   | 30.16 |
|  | 221,133,458.56   | 118,098,323.81  | 87.25 |
|  | -197,277,240.75  | 314,281,616.66  |       |
|  | 4,698,235.86     | -158,805,905.61 |       |

31.29%

2021

PPP

PPP

2021

41.60%

PPP

17,882.44

9.85%

2020

2020

2021

17.13%

2021

6.69%

30.16%

87.25%

51,155.89

16,350.41

2

(1).

: :

|  |                  |                | %     | %     | %     | %    |
|--|------------------|----------------|-------|-------|-------|------|
|  | 558,893,478.02   | 369,951,682.72 | 33.81 | 8.24  | 3.03  | 3.35 |
|  | 412,991,196.15   | 231,278,271.75 | 44.00 | 14.68 | 20.56 | 2.73 |
|  | 178,824,392.46   | 178,824,392.46 | -     | -     | -     | -    |
|  | 1,150,709,066.63 | 780,054,346.93 | 32.21 | 31.29 | 41.60 | 4.93 |
|  |                  |                | %     | %     | %     | %    |
|  | 188,717,936.02   | 121,483,124.93 | 35.63 | 76.66 | 75.11 | 0.57 |

233,424,904.31

|  |                      |                   |        |          |          |       |
|--|----------------------|-------------------|--------|----------|----------|-------|
|  | 1, 150, 709, 066. 63 | 780, 054, 346. 93 | 32. 21 | 31. 29   | 41. 60   | 4. 93 |
|  |                      |                   | %      | %        | %        | %     |
|  | 1, 145, 423, 521. 36 | 777, 866, 581. 34 | 32. 09 | 32. 79   | 42. 40   | 4. 58 |
|  | 5, 285, 545. 27      | 2, 187, 765. 59   | 58. 61 | - 61. 82 | - 52. 87 | 7. 85 |
|  | 1, 150, 709, 066. 63 | 780, 054, 346. 93 | 32. 21 | 31. 29   | 41. 60   | 4. 93 |
|  |                      |                   | %      | %        | %        | %     |
|  | 1, 150, 709, 066. 63 | 780, 054, 346. 93 | 32. 21 | 31. 29   | 41. 60   | 4. 93 |

1. 34% 5. 43%  
8. 24%

76. 66%

2021

14. 68%

PPP

PPP

61. 82%

(2).

|  |   |             |             |  |         |         |   |
|--|---|-------------|-------------|--|---------|---------|---|
|  |   |             |             |  | %       | %       | % |
|  | / | 101         | 101         |  | - 6. 48 | - 6. 48 |   |
|  | / | 46          | 46          |  | - 8. 00 | - 8. 00 |   |
|  |   | -           | -           |  | -       | -       |   |
|  |   | 21, 706. 00 | 29, 393. 10 |  | - 7. 80 | - 1. 64 |   |
|  |   | 10          | 10          |  | -       | -       |   |

3

4

10

14

PPP

(3).

(4).

|  |  |                | (%)   |                | fl. t.<br>(%) | fl. t.<br>(%) |   |
|--|--|----------------|-------|----------------|---------------|---------------|---|
|  |  | 369,951,682.72 | 47.43 | 359,055,060.02 | 65.18         | 3.03          |   |
|  |  | 231,278,271.75 | 29.65 | 191,842,879.92 | 34.82         | 20.56         |   |
|  |  | 178,824,392.46 | 22.92 | -              | -             | -             | " |



|  |  |                   |        |                   |        |        |  |
|--|--|-------------------|--------|-------------------|--------|--------|--|
|  |  | 231, 278, 271. 75 | 100.00 | 191, 842, 309. 92 | 100.00 | 20. 56 |  |
|  |  | 178, 824, 392. 46 | 100.00 | -                 | -      | -      |  |

(5).

(6).

(7).

A

5, 070. 66                      21, 225. 77                      4. 41%                      18. 45%

|   |   |             | %      |   |
|---|---|-------------|--------|---|
| 1 | 1 | 5, 070. 66  | 23. 89 |   |
| 2 | 2 | 4, 976. 33  | 23. 44 |   |
| 3 | 3 | 3, 979. 41  | 18. 75 |   |
| 4 | 4 | 3, 800. 83  | 17. 91 |   |
| 5 | 5 | 3, 398. 54  | 16. 01 |   |
|   | / | 21, 225. 77 | 18. 45 | / |

50% 5

B

0                      19, 377. 80                      0%                      28. 80%

|   |   |             | %      |   |
|---|---|-------------|--------|---|
| 1 | 1 | 4, 975. 64  | 25. 68 |   |
| 2 | 2 | 4, 033. 76  | 20. 82 |   |
| 3 | 3 | 3, 846. 64  | 19. 85 |   |
| 4 | 4 | 3, 646. 32  | 18. 82 |   |
| 5 | 5 | 2, 875. 44  | 14. 84 |   |
|   | / | 19, 377. 80 | 28. 8  | / |

50% 5

3

|  |               |               | %     |
|--|---------------|---------------|-------|
|  | 26,522,432.80 | 24,143,503.71 | 9.85  |
|  | 44,012,474.96 | 37,576,456.91 | 17.13 |
|  | 10,456,094.25 | 11,205,791.52 | -6.69 |
|  | 52,214,988.06 | 40,115,963.67 | 30.16 |

4

|  |                 |                 | %     |
|--|-----------------|-----------------|-------|
|  | 221,133,458.56  | 118,098,323.81  | 87.25 |
|  | -197,277,240.75 | 314,281,616.66  |       |
|  | 4,698,235.86    | -158,805,905.61 |       |

( )

( )

1.

|  |                     |       |                     |       |        |  |
|--|---------------------|-------|---------------------|-------|--------|--|
|  |                     | %     |                     | %     | %      |  |
|  | 1, 231, 756, 309.30 | 25.37 | 1, 193, 976, 534.34 | 26.34 | 3.16   |  |
|  | 250, 078, 452.06    | 5.15  | 350, 417, 534.25    | 7.73  | -28.63 |  |
|  | 6, 436, 250.00      | 0.13  | 22, 066, 412.61     | 0.49  | -70.83 |  |
|  | 570, 034, 482.96    | 11.74 | 469, 200, 769.75    | 10.35 | 21.49  |  |
|  | 81, 012, 075.95     | 1.67  | 56, 738, 968.18     | 1.25  | 42.78  |  |
|  | 28, 828, 185.21     | 0.59  | 13, 409, 801.55     | 0.30  | 114.98 |  |
|  | 22, 102, 458.10     | 0.46  | 49, 883, 444.92     | 1.10  | -55.69 |  |
|  | 591, 767, 853.70    | 12.19 | 431, 955, 841.14    | 9.53  | 37.00  |  |
|  | 32, 440, 404.26     | 0.67  | 30, 367, 959.03     | 0.67  | 6.82   |  |
|  | 0.00                | 0.00  | 2, 472, 717.93      | 0.05  | -100   |  |
|  | 51, 217, 283.97     | 1.06  | 35, 372, 260.78     | 0.78  | 44.8   |  |
|  | 340, 244, 069.73    | 7.01  | 279, 735, 277.28    | 6.17  | 21.63  |  |
|  | 4, 717, 900.00      | 0.1   | 0.00                | 0.00  |        |  |

|  |                  |       |                  |       |        |
|--|------------------|-------|------------------|-------|--------|
|  |                  |       |                  |       |        |
|  | 79,765,094.69    | 1.64  | 45,949,052.05    | 1.01  | 73.59  |
|  | 39,478,118.96    | 0.81  | 24,809,531.04    | 0.55  | 59.12  |
|  | 11,108,662.84    | 0.23  | 0.00             | 0.00  |        |
|  | 1,360,311,809.45 | 28.02 | 1,407,086,433.95 | 31.04 | -3.32  |
|  | 102,232.63       | 0.00  | 0.00             | 0.00  |        |
|  | 2,605,805.41     | 0.05  | 1,987,282.74     | 0.04  | 31.12  |
|  | 57,178,496.31    | 1.18  | 38,127,684.37    | 0.84  | 49.97  |
|  | 93,446,032.40    | 1.92  | 79,544,972.81    | 1.75  | 17.48  |
|  | 385,212,511.76   | 7.93  | 323,059,157.42   | 7.13  | 19.24  |
|  | 502,485,130.24   | 10.35 | 370,518,917.98   | 8.17  | 35.62  |
|  | 29,516,517.70    | 0.61  | 23,290,605.77    | 0.51  | 26.73  |
|  | 45,164,626.04    | 0.93  | 36,358,327.68    | 0.8   | 24.22  |
|  | 4,760,465.48     | 0.10  | 12,580,574.57    | 0.28  | -62.16 |

---

|  |               |      |              |      |        |  |
|--|---------------|------|--------------|------|--------|--|
|  |               |      |              |      |        |  |
|  | 12,601,236.09 | 0.26 | 4,645,735.00 | 0.10 | 171.24 |  |

2

(1)

113,056,630.08

2.33%

(2)

3

|  | 2021 12 31    |                                      |
|--|---------------|--------------------------------------|
|  | 1,415,370.00  |                                      |
|  | 22,448,606.71 |                                      |
|  | 504,716.79    |                                      |
|  | 3,655,520.00  |                                      |
|  | 1,549,380.00  | 13 2021                              |
|  | 29,029,806.09 | Suntar Investment Holding<br>Pte Ltd |
|  | 58,603,399.59 |                                      |

4

( )

( )

1.

2

3

|  |                |                |                 |           |
|--|----------------|----------------|-----------------|-----------|
|  |                |                |                 |           |
|  | 350,417,534.25 | 250,078,452.06 | -100,339,082.19 | 78,452.06 |
|  | 56,738,968.18  | 81,012,075.95  | 24,273,107.77   | 0.00      |
|  | 0.00           | 4,717,900.00   | 4,717,900.00    | 0.00      |
|  | 407,156,502.43 | 335,808,428.01 | -71,348,074.42  | 78,452.06 |

4

( )

( )

|  |   |                |                  |                  |                  |                |      |
|--|---|----------------|------------------|------------------|------------------|----------------|------|
|  |   |                |                  |                  |                  |                |      |
|  |   | 81,050,000.00  | 674,019,785.74   | 251,934,092.58   | 420,623,593.79   | 77,096,482.93  | 100% |
|  | C | 203,172,500.00 | 2,445,991,172.33 | 1,340,551,665.48 | 3,335,019,763.82 | 217,798,452.80 | 30%  |

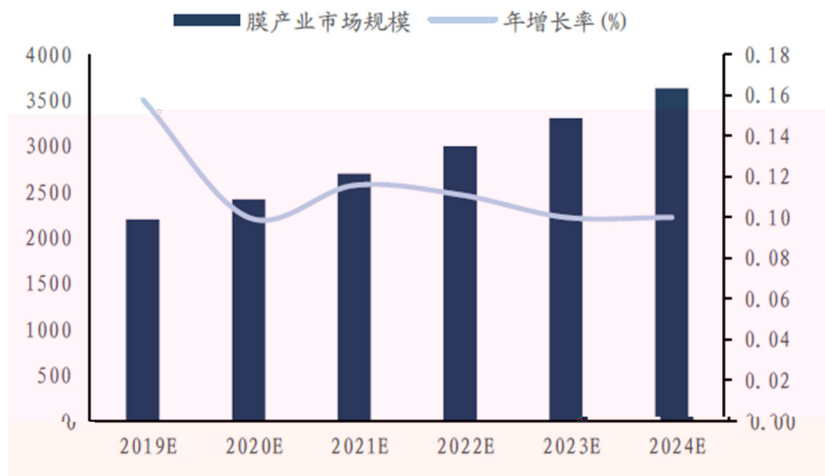


( )

( )

“ ”

2019-2024 年中国膜产业市场规模统计情况及预测



( )

“ — — — ”

( )

2022  
2022

“

”

“

-

-

-

-

”

2022

2022

2022

2022

1

2022

2

3

2022

MR

4

5

2022

( )

1

2

3

4

5

6

E

7

|  |  |  |  |  |
|--|--|--|--|--|
|  |  |  |  |  |
|--|--|--|--|--|

2021

2021 12 8

2021

2022

2022

( )

|                  |        |  |    |              |              |           |           |          |  |        |  |
|------------------|--------|--|----|--------------|--------------|-----------|-----------|----------|--|--------|--|
|                  | ( )    |  |    |              |              |           |           |          |  |        |  |
| LAN<br>VUI QUANG |        |  | 58 | 2012 6<br>28 | 2025 1<br>16 | 0         | 0         | 0        |  | 150.86 |  |
|                  |        |  | 48 | 2012 6<br>28 | 2025 1<br>16 | 0         | 0         | 0        |  | 0.00   |  |
|                  |        |  | 47 | 2019 1<br>30 | 2025 1<br>16 | 1,500,600 | 1,125,450 | -375,150 |  | 90.48  |  |
| CHEN N           |        |  | 56 | 2012 6<br>28 | 2025 1<br>16 | 0         | 0         | 0        |  | 50.87  |  |
|                  |        |  | 50 | 2019 1<br>30 | 2025 1<br>16 | 0         | 0         | 0        |  | 6.00   |  |
|                  | (      |  | 58 | 2019 1<br>30 | 2021 2<br>3  | 0         | 0         | 0        |  | 0.50   |  |
|                  | (      |  | 39 | 2020 9<br>9  | 2022 1<br>17 | 0         | 0         | 0        |  | 6.00   |  |
|                  |        |  | 69 | 2021 2<br>3  | 2025 1<br>16 | 0         | 0         | 0        |  | 5.50   |  |
|                  | (      |  | 52 | 2013 4<br>16 | 2022 1<br>17 | 246,000   | 184,500   | -61,500  |  | 40.77  |  |
|                  | (<br>( |  | 42 | 2012 6<br>28 | 2022 1<br>17 | 29,520    | 22,140    | -7,380   |  | 13.93  |  |

|  |   |   |    |              |              |           |           |          |   |        |   |
|--|---|---|----|--------------|--------------|-----------|-----------|----------|---|--------|---|
|  |   |   |    |              |              |           |           |          |   |        |   |
|  | ( |   | 44 | 2015 6<br>26 | 2022 1<br>17 | 73,800    | 55,350    | -18,450  |   | 24.94  |   |
|  |   |   | 46 | 2012 6<br>28 | 2025 1<br>16 | 713,400   | 535,050   | -178,350 |   | 85.01  |   |
|  | ( |   | 57 | 2012 6<br>28 | 2021 3<br>29 | 369,000   | 276,750   | -92,250  |   | 6.29   |   |
|  |   |   | 35 | 2021 3<br>29 | 2025 1<br>16 | 0         | 0         | 0        |   | 32.48  |   |
|  |   |   | 49 | 2012 6<br>28 | /            | 369,000   | 276,750   | -92,250  |   | 63.53  |   |
|  |   |   | 40 | 2018 6       | /            | 0         | 0         | 0        |   | 29.85  |   |
|  | / | / | /  | /            | /            | 3,301,320 | 2,475,990 | -825,330 | / | 607.01 | / |

246,000 73,800 29,520 713,400 369,000 369,000 ( ) 1,500,600  
 0.1105% 2021 0.4494% 0.0737% 0.0221% 0.0088% 0.2137% 0.1105%  
 375,150 178,350 61,500 18,450 7,380 92,250 92,250

|          |                                      |                              |
|----------|--------------------------------------|------------------------------|
|          | 1964                                 |                              |
| LAN      | CleanWaterInvestment Limited         | SuntarEco-city Limited       |
| VI QUANG | ChinaGreenInnovationHoldingPte. Ltd  | ChinaGreenEcoHoldingPte. Ltd |
|          | SuntarInternational Pte. Ltd         |                              |
|          | SuntarEnvironmental TechnologyPteLtd |                              |

|        |        |  |  |
|--------|--------|--|--|
|        | 1974   | CDH Investments Management (Hong Kong) Limited<br>Holdings Limited   | AMC Healthcare   |
|        | 1975   |  |  |
| CHEN N | 1966   | Clean Water Investment Limited<br>Suntar International Pte. Ltd<br>Suntar Environmental Technology Pte Ltd | Suntar Investment Holding Pte. Ltd<br>Suntar Research Pte Ltd<br>Suntar Advanced Materials Pte Ltd |
|        | 1972 9 |  |  |
|        | 1964   | 2021 2   |  |
|        | 1983 6 | 2022 1 ,   |  |
|        | 1953   |  | “ ” 2013   |
|        | 8      |  |  |
|        | 1970   |  |  |



|  |         |                         |
|--|---------|-------------------------|
|  |         | 2022 1                  |
|  | 1980    | 2022 1                  |
|  | 1978    | TDK                     |
|  |         | 2022 1                  |
|  | 1976    |                         |
|  |         | Graphene Energy Pte Ltd |
|  | 1965    |                         |
|  |         | 2021 3                  |
|  | 1987    |                         |
|  | 1973    | 2014                    |
|  | “ ”     |                         |
|  | 1982 11 |                         |

( )

1.

|              |  |  |            |           |
|--------------|--|--|------------|-----------|
|              |  |  |            |           |
| LANWEI GUANG |  |  | 1997 12    | /         |
| CHENI        |  |  | 1997 12    | /         |
|              |  |  | 2011 11 28 | 2021 9 14 |
|              |  |  |            |           |

2

|              |                                      |  |               |   |
|--------------|--------------------------------------|--|---------------|---|
|              |                                      |  |               |   |
| LANWEI GUANG | CleanWaterInvestment Limited         |  | 2012 4        | / |
| LANWEI GUANG |                                      |  | 2002 9        | / |
| LANWEI GUANG |                                      |  | 2003 2        | / |
| LANWEI GUANG | SuntarEco-city Limited               |  | 2006 9        | / |
| LANWEI GUANG | ChinaGreenInnovationHoldingPte. Ltd  |  | 2010 10       | / |
| LANWEI GUANG |                                      |  | 2008 6<br>20  | / |
| LANWEI GUANG | ChinaGreenEcoHoldingPte. Ltd         |  | 2011 11       | / |
| LANWEI GUANG | SuntarInternational Pte. Ltd         |  | 2002 6        | / |
| LANWEI GUANG |                                      |  | 2005 11<br>10 | / |
| LANWEI GUANG |                                      |  | 1996 11       | / |
| LANWEI GUANG |                                      |  | 2012 8<br>6   | / |
| LANWEI GUANG |                                      |  | 2003 3<br>2   | / |
| LANWEI GUANG |                                      |  | 2015 7<br>3   | / |
| LANWEI GUANG |                                      |  | 2016 12<br>9  | / |
| LANWEI GUANG | SuntarEnvironmental TechnologyPteLtd |  | 2011 8        | / |
|              |                                      |  | 2016 3        | / |
|              |                                      |  | 2016 5        | / |
|              |                                      |  | 2016 3        | / |

|      |  |  |         |   |
|------|--|--|---------|---|
|      | CDH Investments Management Hong Kong Limited |  | 2009 9  | / |
|      | CDH Bio-Tech HK Limited                      |  | 2007 11 | / |
|      | CDH Bio-Tech Limited                         |  | 2007 11 | / |
|      | CDH Global Paper Limited                     |  | 2008 1  | / |
|      | CDH China Investment Capital IV Limited      |  | 2011 7  | / |
|      | CDH China Investment Holdings IV Limited     |  | 2013 10 | / |
|      | CDH China Investment IV Limited              |  | 2013 10 | / |
|      | AMC Healthcare Holdings Limited              |  | 2015 4  | / |
|      |  |  | 2016 9  | / |
|      |  |  | 2018 4  | / |
|      |  |  | 2017 12 | / |
|      |  |  | 2017 3  | / |
|      |  |  | 2013 11 | / |
|      |  |  | 2017 4  | / |
|      |  |  | 2011 11 | / |
|      |  |  | 2015 8  | / |
|      |  |  | 2011 3  | / |
|      |  |  | 2016 10 | / |
|      |  |  | 2018 1  | / |
|      |  |  | 2018 1  | / |
|      |  |  | 2019 4  | / |
| CHEN | Clean Water Investment Limited               |  | 2012 4  | / |
| CHEN |  |  | 2011 7  | / |
|      |  |  | 2002 9  | / |
|      |  |  | 2003 2  | / |
| CHEN |  |  | 2006 8  | / |
| CHEN |  |  | 8       |   |
| CHEN |  |  |         |   |
| CHEN | Surtar International Pte. Ltd                |  | 2002 6  | / |

CHEN



2021 2 3 2021 2021 3

2 29

4 6 2021

3 2021 12 29

4 2022 1 17 2022 2021 12 29

2022 1 17 2022  
2021

( )

( )

|  |             |  |
|--|-------------|--|
|  |             |  |
|  | 2021. 1. 18 | 2021   |
|  | 2021. 3. 29 |  |
|  | 2021. 4. 8  | 2020<br>2020<br>2020<br>2020<br>2020<br><br>2020<br>2020<br><br>2021<br><br>2020<br><br>2020 |



|                  |  |    |    |    |   |   |  |   |
|------------------|--|----|----|----|---|---|--|---|
|                  |  |    |    |    |   |   |  |   |
| LAN<br>VŨI QUANG |  | 16 | 16 | 16 | 0 | 0 |  | 4 |
|                  |  | 16 | 16 | 3  | 0 | 0 |  | 4 |
| CHEN N           |  | 16 | 16 | 16 | 0 | 0 |  | 4 |
|                  |  | 16 | 16 | 16 | 0 | 0 |  | 4 |
|                  |  | 16 | 16 | 2  | 0 | 0 |  | 4 |
|                  |  | 16 | 16 | 2  | 0 | 0 |  | 4 |
|                  |  | 15 | 15 | 2  | 0 | 0 |  | 3 |
|                  |  | 1  | 1  | 0  | 0 | 0 |  | 1 |

|  |    |
|--|----|
|  | 16 |
|  | 0  |
|  | 2  |
|  | 14 |

( )

( )

(1).

|  |                   |
|--|-------------------|
|  |                   |
|  | CHEN N            |
|  | 2021 2 3 2021     |
|  | 2 3               |
|  | 2021 2 3 2021 2 3 |
|  | LAN VŨI QUANG     |
|  | LAN VŨI QUANG     |

(2).

4

|           |      |  |  |
|-----------|------|--|--|
|           |      |  |  |
| 2021. 4 8 | 2020 |  |  |
|           | 2020 |  |  |
|           | 2020 |  |  |
|           | 2020 |  |  |



|             |              |  |  |
|-------------|--------------|--|--|
|             | 2020         |  |  |
| 2021. 4 27  | 2021<br>2021 |  |  |
| 2021. 8 27  | 2021<br>2021 |  |  |
| 2021. 10 29 | 2021<br>2021 |  |  |

4

|             |      |  |  |
|-------------|------|--|--|
|             |      |  |  |
| 2021. 1. 18 |      |  |  |
| 2021. 3 29  |      |  |  |
| 2021. 4 8   | 2020 |  |  |
| 2021. 12 29 |      |  |  |

|  |  |  |  |
|--|--|--|--|
|  |  |  |  |
|--|--|--|--|

1

|           |                      |  |  |
|-----------|----------------------|--|--|
|           |                      |  |  |
| 2021. 4 8 | 2020<br>2021<br>2021 |  |  |

1

|           |  |      |  |
|-----------|--|------|--|
|           |  |      |  |
| 2021. 4 8 |  | 2020 |  |

(3).

( )

|  |        |
|--|--------|
|  |        |
|  | 949    |
|  | 1, 129 |
|  | 0      |
|  |        |
|  |        |
|  | 638    |
|  | 52     |
|  | 223    |
|  | 41     |

---

|  |        |
|--|--------|
|  | 114    |
|  | 61     |
|  | 1, 129 |
|  |        |
|  | 27     |
|  | 297    |
|  | 259    |
|  | 546    |
|  | 1, 129 |

( )

iaèc'tp\$œ





2021

2022 4 20

www.sse.com.cn

**ESG**

ESG ESG

“

”

ESG

ESG

|   |  |  |  |  |   |  |                |  |
|---|--|--|--|--|---|--|----------------|--|
| 1 |  |  |  |  | 1 |  | DB 41/790 2013 | COcr 584 /<br>73 /                    219 /<br>7.3 /                                   |
| 2 |  |  |  |  | 2 |  | DB 41/790 2013 | COcr 876 /<br>71.175 /                    328<br>5 /                            8.76 / |

|    |  |  |  |  |   |  |         |             |   |  |
|----|--|--|--|--|---|--|---------|-------------|---|--|
|    |  |  |  |  |   |  | 8-2002) | GB1891<br>A | 73 /<br>219 /<br>7.3 /                                |  |
| 6  |  |  |  |  | 1 |  | 8-2002) | GB1891<br>A | CCDr 912.5 /<br>146 /<br>273.75 /<br>9.125 /          |  |
| 7  |  |  |  |  | 1 |  | 8-2002) | GB1891<br>B | CCDr 175.2 /<br>23.36 /<br>58<br>4 /<br>2.92 /        |  |
| 8  |  |  |  |  | 1 |  | 8-2002) | GB1891<br>A | CCD 365 /<br>.4 /<br>3.65 /<br>109.5 /<br>58          |  |
| 9  |  |  |  |  | 1 |  | 8-2002) | GB1891<br>B | CCDr 438 /<br>58.4 /<br>146 /<br>7.3 /                |  |
| 10 |  |  |  |  | 1 |  | 8-2002) | GB1891<br>B | CCDr 219 /<br>29.25 /                                 |  |
| 11 |  |  |  |  | 1 |  | 8-2002) | GB1891<br>A | CCDr 547.5 /<br>54.75 /<br>164<br>.25 /<br>5.48 /     |  |
| 12 |  |  |  |  | 1 |  | 8-2002) | GB1891<br>B | CCDr 1051.2 /<br>140.16 /<br>350.4 /<br>17.52<br>/    |  |
| 13 |  |  |  |  | 1 |  | 8-2002) | GB1891<br>B | CCDr 433.82 /<br>57.84 /<br>1<br>44.61 /<br>7.23<br>/ |  |
| 14 |  |  |  |  | 1 |  |         |             | CCDr 1752 /   |  |



|    |  |  |  |  |   |           |             |   |                 |  |
|----|--|--|--|--|---|-----------|-------------|---|-----------------|--|
|    |  |  |  |  |   | 8-2002)   | GB1891<br>B | 233.6 /<br>/  | 584<br>29.2 /   |  |
| 15 |  |  |  |  | 1 | 8-2002)   | GB1891<br>B | CCDr 1752 /<br>233.6 /                                    | 584<br>29.2 /   |  |
| 16 |  |  |  |  | 1 | 1-2011) 2 | GB2645      | 32.85 /<br>65.7 /   |                 |  |
| 17 |  |  |  |  | 1 | 8-2002)   | GB1891<br>A | CCDr 1231.875 /<br>123.1875 /<br>369.5625 /<br>12.31875 / |                 |  |
| 18 |  |  |  |  | 1 | 8-2002)   | GB1891<br>A | CCDr 510.945 /<br>51.095 /<br>153.283 /<br>1 /            | 5.1             |  |
| 19 |  |  |  |  | 1 | 8-2002)   | GB1891<br>A | CCDr 456.25 /<br>56.88 /<br>36.88 /<br>/                  | 1<br>4.56       |  |
| 20 |  |  |  |  | 1 | 8-2002)   | GB1891<br>A | CCDr 912.5 /<br>91.25 /<br>.75 /<br>/                     | 273<br>9.125    |  |
| 21 |  |  |  |  | 1 | 8-2002)   | GB1891<br>A | CCDr 365 /<br>58.4 /<br>/                                 | 109.5<br>3.65 / |  |
| 22 |  |  |  |  | 1 | 8-2002)   | GB1891<br>A | CCDr 365 /<br>58.4 /<br>/                                 | 109.5<br>3.65 / |  |

|    |  |  |  |  |   |  |         |             |   |
|----|--|--|--|--|---|--|---------|-------------|---|
| 23 |  |  |  |  | 1 |  | 8-2002) | GB1891<br>A | CCDr 233 308 /<br>23 33 / 6<br>9.99 / 2.33<br>/       |
| 24 |  |  |  |  | 1 |  | 8-2002) | GB1891<br>A | CCDr 456.2 /<br>45.6 / 136<br>8 / 4.56 /              |
| 25 |  |  |  |  | 1 |  | 8-2002) | GB1891<br>A | CCDr 730 /<br>73 / 219 /<br>7.3 /                     |
| 26 |  |  |  |  | 1 |  | 8-2002) | GB1891<br>A | CCDr 219 /<br>21.9 / 65.7<br>/ 2.19 /                 |
| 27 |  |  |  |  | 1 |  | 8-2002) | GB1891<br>A | CCDr 274 /<br>27.4 / 82.13<br>/ 2.74 /                |
| 28 |  |  |  |  | 1 |  | 8-2002) | GB1891<br>A | CCDr 447.125 /<br>44.7125 /<br>134.1375 /<br>4.7125 / |
| 29 |  |  |  |  | 1 |  | 8-2002) | GB1891<br>A | CCDr 365 /<br>36.5 / 109.5<br>/ 3.65 /                |

2

3

4

2015 4

5

6

( )

|   |  |   |  |
|---|--|---|--|
|   |  |   |  |
| 1 |  | 20210524SDSW<br>UV<br>“<br>, “ ,<br>25, 000. 00 |  |
| 2 |  | 20210723JYXD<br>“ ,<br>5 ” 37, 500. 00          |  |
| 3 |  | 20210723JYXD1                                   |  |



“

”

“

”

( )

1.

2

“

”

2017

3

4

“

”

,

,

,

1.

2. i MBR

2021 12 31 154 79

74 1 2 2 “ ”

3 2021 3 4 2 2 “ ”

2021 8 “ ” ”

2021 9 “ 100nm ” “ 2020

2021 11 2021 “

2021 12 , “ 2021 24

2021 12 “ ”

3 50% 2020 80% MBR 100

( )

|  |        |  |
|--|--------|--|
|  |        |  |
|  |        |  |
|  |        |  |
|  | 218 04 |  |
|  |        |  |
|  |        |  |
|  |        |  |
|  |        |  |

( )

( )

|   |         |
|---|---------|
|   | 69      |
| % | 6 11    |
|   | 927. 42 |
| % | 3 77    |

( )

“ ”  
“ ”

( )

ISO45001 ISO9001 ISO14001

( )

- - - ” “ -

” “

( )

( )


|  |   |   |
|--|---|---|
|  |   |   |
|  | 3 | 2020 2021   |
|  | 3 | 2020 2021<br>“ 2021 ”<br>2020   |
|  |   | <a href="https://www.suntar.com/investor">https://www.suntar.com/investor</a> |



( )

( )

( )



---

|  |  |  |  |  |  |  |
|--|--|--|--|--|--|--|
|  |  |  |  |  |  |  |
|--|--|--|--|--|--|--|



N

|  |                           |   |   |   |  |  |   |   |
|--|---------------------------|---|---|---|--|--|---|---|
|  |                           |   |   |   |  |  |   |   |
|  |                           |   | / |   |  |  | / | / |
|  | LAN<br>VĨ QUANG<br>CHEN N | / | / | / |  |  | / | / |
|  |                           |   |   |   |  |  | / | / |

|  |  |                  |     |    |   |   |  |   |   |
|--|--|------------------|-----|----|---|---|--|---|---|
|  |  |                  | /   | /  |   |   |  |   |   |
|  |  | LAN<br>VUI QUANG |     | /  | / |   |  | / | / |
|  |  |                  | 1   |    |   | 2 |  | / | / |
|  |  |                  | 2   |    |   |   |  |   |   |
|  |  |                  |     | 5% |   |   |  |   |   |
|  |  |                  | 10% |    |   |   |  |   |   |

|  |  |    |        |      |   |  |  |  |
|--|--|----|--------|------|---|--|--|--|
|  |  |    | 3      |      |   |  |  |  |
|  |  | 5% | 1<br>2 |      | 2 |  |  |  |
|  |  |    |        | 100% |   |  |  |  |

—

|  |  |        |   |   |  |  |  |   |   |
|--|--|--------|---|---|--|--|--|---|---|
|  |  |        |   |   |  |  |  |   |   |
|  |  |        | / | 1 |  |  |  | / | / |
|  |  |        | 2 |   |  |  |  |   |   |
|  |  | (<br>) | / |   |  |  |  | / | / |
|  |  |        | 1 |   |  |  |  |   |   |
|  |  |        | 2 |   |  |  |  |   |   |

|  |  |                                  |  |                      |  |  |  |   |   |
|--|--|----------------------------------|--|----------------------|--|--|--|---|---|
|  |  |                                  |  |                      |  |  |  |   |   |
|  |  | LAN<br>WEI GUANG<br>CHEN N       | /                                      | LAN WEI GUANG CHEN N |  |  |  | / | / |
|  |  | LAN<br>WEI GUANG<br>CHEN N<br>5% | N<br>1 5%<br>/<br><br>2 /<br><br>3 / / | LANWEI GUANG CHEN    |  |  |  | / | / |



|  |  |  |      |                   |  |  |   |   |
|--|--|--|------|-------------------|--|--|---|---|
|  |  |  | /    |                   |  |  |   |   |
|  |  |  | 4 /  |                   |  |  |   |   |
|  |  |  | 5 /  |                   |  |  |   |   |
|  |  |  | 1    |                   |  |  |   |   |
|  |  |  | 2    |                   |  |  |   |   |
|  |  |  | 3    |                   |  |  |   |   |
|  |  |  | 4    |                   |  |  |   |   |
|  |  |  | 5 /  |                   |  |  |   |   |
|  |  |  | N 5% | LANWEI GUANG CHEN |  |  | / | / |

---

|  |  |                                  |   |   |   |  |  |  |  |
|--|--|----------------------------------|---|---|---|--|--|--|--|
|  |  | LAN<br>WEI GUANG<br>CHEN N<br>5% | / |   |   |  |  |  |  |
|  |  |                                  | / |   | / |  |  |  |  |
|  |  |                                  |   | / | / |  |  |  |  |

( )

( )

“ ”

1  
” 2018 12 7 21 —— “  
2021 1 1

1  
2021 1 1

A

B

C 21

• 12 ;  
•  
•  
•

• 13 ——

•  
2

3  
26

5, 325, 193 26

2021 1 1  
2, 455, 314 27

7, 780, 507. 54

2021 1 1 822,446.03 548,160.32  
 274,285.70  
 2021 1 1

|            |              |            |
|------------|--------------|------------|
| 2020 12 31 | 3,114,166.19 | 288,000.00 |
|            | 536,086.19   |            |
|            | 536,086.19   |            |
| 12         |              |            |
| 2020 12 31 |              |            |
|            | 5,432,205.71 | 589,714.29 |
| 2021 1 1   | 8,010,285.71 | 877,714.29 |
| 2021 1 1   | 4.75%        | 4.75%      |
| 2021 1 1   | 7,780,507.54 | 822,446.03 |
|            |              |            |
|            | 2,455,314.27 | 274,285.70 |
|            | 5,325,193.26 | 548,160.32 |

2 14  
 2021 1 26 14 [2021] 1  
 " 14 " 2021 1 26 14  
 2021 1 1 2021 1 26  
 14  
 2020 12 31 PPP  
 14 PPP  
 PPP  
 14 PPP  
 14  
 2020 12 31 14  
 2021 1 1  
 14 2021 1 1  
 -188,295,788.99 -141,283,652.99  
 -46,091,891.81 -46,091,891.81  
 -920,244.19 14

3 15 " " [2021] 35  
 2021 12 30 15  
 " 15 " " "

2021 12 30  
”  
15

15

“

|  |   |              |
|--|---|--------------|
|  |   |              |
|  | / |              |
|  | / | 1,250,000.00 |
|  | / | 3            |
|  | / | /            |
|  | / | /            |
|  | / | /            |

|  |   |            |
|--|---|------------|
|  |   |            |
|  |   | 250,000.00 |
|  | / | /          |
|  | / | /          |

4 20  
2022-012

2022  
www.sse.com.cn

2022

2022

( )

( )

( )

( )

1

|      |   |
|------|---|
| 2022 | 2021 11 23<br>www.sse.com.cn 2022<br>2021-054 |
|------|---|

2

2020 2021

2020 12 15

www.sse.com.cn 2021

2020-033

|  |  |          |          |
|--|--|----------|----------|
|  |  | 2021     |          |
|  |  | 3 000.00 | 5,070.67 |
|  |  | 261.00   | 248.96   |

|          |          |          |          |
|----------|----------|----------|----------|
| 1 2021   |          |          | 5,070.67 |
| 2019     |          | 1,592.92 | 2020     |
| 2,322.72 | 2021     |          | 1,155.02 |
| 2        |          | 2021     | 5,070.67 |
|          |          | 2021     |          |
|          | 1,569.43 |          | 1,155.02 |
| 3 2021   |          |          |          |

3

( )

1

2

3

4

( )

1

2

3

( )

1

2

3



( )

( )

( )

**1**

**2**

**3**

( )

: :

|       |  |  |               |            |            |            |  |  |  |  |               |  |  |  |
|-------|--|--|---------------|------------|------------|------------|--|--|--|--|---------------|--|--|--|
|       |  |  |               | ( )        |            |            |  |  |  |  |               |  |  |  |
|       |  |  | 15,000,000.00 | 2021.12.31 | 2021.12.31 | 2025.12.30 |  |  |  |  | 0             |  |  |  |
|       |  |  |               |            |            |            |  |  |  |  | 15,000,000.00 |  |  |  |
| A     |  |  |               |            |            |            |  |  |  |  | 0             |  |  |  |
|       |  |  |               |            |            |            |  |  |  |  | 55,000,000.00 |  |  |  |
| B     |  |  |               |            |            |            |  |  |  |  | 690,000.00    |  |  |  |
| A+B   |  |  |               |            |            |            |  |  |  |  | 690,000.00    |  |  |  |
| (%)   |  |  |               |            |            |            |  |  |  |  | 0.02%         |  |  |  |
| C     |  |  |               |            |            |            |  |  |  |  | 0             |  |  |  |
| 70%   |  |  |               |            |            |            |  |  |  |  | 0             |  |  |  |
| D     |  |  |               |            |            |            |  |  |  |  | 0             |  |  |  |
| 50% E |  |  |               |            |            |            |  |  |  |  | 0             |  |  |  |
| C+D+E |  |  |               |            |            |            |  |  |  |  | 0             |  |  |  |
|       |  |  |               |            |            |            |  |  |  |  | /             |  |  |  |
|       |  |  |               |            |            |            |  |  |  |  | /             |  |  |  |



|  |  |                |            |            |  |  |  |   |   |  |  |  |  |  |
|--|--|----------------|------------|------------|--|--|--|---|---|--|--|--|--|--|
|  |  |                |            |            |  |  |  |   |   |  |  |  |  |  |
|  |  | 270,000,000.00 | 2019.12.04 | 2020.03.04 |  |  |  |   |   |  |  |  |  |  |
|  |  | 230,000,000.00 | 2019.12.03 | 2020.03.03 |  |  |  | / | / |  |  |  |  |  |
|  |  | 200,000,000.00 | 2020.01.13 | 2020.04.13 |  |  |  | / | / |  |  |  |  |  |
|  |  | 100,000,000.00 | 2019.12.04 | 2020.06.01 |  |  |  | / | / |  |  |  |  |  |
|  |  | 200,000,000.00 | 2020.03.05 | 2020.06.05 |  |  |  | / | / |  |  |  |  |  |

|  |  |                |            |            |  |  |  |   |   |  |  |  |  |  |
|--|--|----------------|------------|------------|--|--|--|---|---|--|--|--|--|--|
|  |  |                |            |            |  |  |  |   |   |  |  |  |  |  |
|  |  | 230,000,000.00 | 2020.03.05 | 2020.06.03 |  |  |  | / | / |  |  |  |  |  |
|  |  | 270,000,000.00 | 2020.03.10 | 2020.07.08 |  |  |  | / | / |  |  |  |  |  |
|  |  | 200,000,000.00 | 2020.04.13 | 2020.07.13 |  |  |  | / | / |  |  |  |  |  |
|  |  | 230,000,000.00 | 2020.06.04 | 2020.09.02 |  |  |  | / | / |  |  |  |  |  |
|  |  | 200,000,000.00 | 2020.06.05 | 2020.09.05 |  |  |  | / | / |  |  |  |  |  |



|  |  |                |            |            |  |  |  |             |   |  |  |  |  |  |
|--|--|----------------|------------|------------|--|--|--|-------------|---|--|--|--|--|--|
|  |  |                |            |            |  |  |  |             |   |  |  |  |  |  |
|  |  | 200,000,000.00 | 2020.10.10 | 2020.11.27 |  |  |  | /           | / |  |  |  |  |  |
|  |  | 130,000,000.00 | 2020.11.05 | 2020.11.26 |  |  |  | /           | / |  |  |  |  |  |
|  |  | 250,000,000.00 | 2020.12.16 | 2021.06.15 |  |  |  | 2.9% 2.98%  | / |  |  |  |  |  |
|  |  | 100,000,000.00 | 2020.12.17 | 2021.01.18 |  |  |  | 1.65% 2.84% | / |  |  |  |  |  |
|  |  | 200,000,000.00 | 2021.01.05 | 2021.04.05 |  |  |  | 1.00% 2.95% | / |  |  |  |  |  |

|  |  |                |            |            |  |  |  |             |   |  |  |  |  |  |
|--|--|----------------|------------|------------|--|--|--|-------------|---|--|--|--|--|--|
|  |  |                |            |            |  |  |  |             |   |  |  |  |  |  |
|  |  | 100,000,000.00 | 2021.01.20 | 2021.04.20 |  |  |  | 1.65% 3.18% | / |  |  |  |  |  |
|  |  | 200,000,000.00 | 2021.04.12 | 2021.06.30 |  |  |  | 1.00% 3.10% | / |  |  |  |  |  |
|  |  | 100,000,000.00 | 2021.04.23 | 2021.07.23 |  |  |  | 1.65% 3.38% | / |  |  |  |  |  |
|  |  | 200,000,000.00 | 2021.06.17 | 2021.12.14 |  |  |  | /           | / |  |  |  |  |  |
|  |  | 250,000,000.00 | 2021.07.02 | 2021.12.13 |  |  |  | 1.00% 3.10% | / |  |  |  |  |  |



|  |  |                |            |            |  |  |  |             |   |  |  |  |  |  |
|--|--|----------------|------------|------------|--|--|--|-------------|---|--|--|--|--|--|
|  |  | 100,000,000.00 | 2021.07.27 | 2021.10.26 |  |  |  | 1.65% 3.35% | / |  |  |  |  |  |
|  |  | 100,000,000.00 | 2021.11.02 | 2021.12.02 |  |  |  | 1.65% 3.10% | / |  |  |  |  |  |
|  |  | 100,000,000.00 | 2021.12.27 | 2022.01.29 |  |  |  |             |   |  |  |  |  |  |
|  |  | 150,000,000.00 | 2021.12.29 | 2022.06.27 |  |  |  |             |   |  |  |  |  |  |

(3)

2  
(1)

(2)

(3)

3

( )

( )

|  |                     |                     |                     | (1)                 | 2                | % (3)<br>(2)/(1) | 4               | % 5<br>=(4)/(1) |
|--|---------------------|---------------------|---------------------|---------------------|------------------|------------------|-----------------|-----------------|
|  | 1, 524, 162, 200.00 | 1, 450, 246, 642.09 | 1, 410, 000, 000.00 | 1, 410, 000, 000.00 | 333, 042, 148.86 | 23.62            | 80, 590, 662.98 | 5.72            |

( )

|  |  |  |                  | (1)              | 2          | %<br>(3)<br>(2)/(1) |  |  |  |  |  |  |
|--|--|--|------------------|------------------|------------|---------------------|--|--|--|--|--|--|
|  |  |  | 500, 000, 000.00 | 500, 000, 000.00 | 60, 772.00 | 0.01                |  |  |  |  |  |  |





( )

|  |  |  |   |
|--|--|--|---|
|  |  |  | <p>2021 7 30</p> <p>2021 7 31 <span style="float: right;">www.sse.com.cn</span></p> <p>2021 8 24 <span style="float: right;">2021</span></p> <p>www.sse.com.cn <span style="float: right;">2021 8 25</span></p> <p style="text-align: center;">2021-040</p> |
|  |  |  |   |
|  |  |  |   |
|  |  |  | <p>2021 9 30</p> <p>2021 10 8</p> <p>www.sse.com.cn</p> <p>2021-046</p> <p>2021 12 8 <span style="float: right;">2021</span></p> <p>www.sse.com.cn <span style="float: right;">2021 12 9</span></p> <p style="text-align: center;">2021-057</p>             |

( )

1

2020 4 9

20,566,313.00

6,550,880.00

27,117,193.00

2019 9

25,317 ,

2021 12

2

1 2020 8 20

8,000.00

12

78,492,314.24

2 2021 10 29

9,000.00

12

2021 12

31

6,488.19

3

1 2019 12 1

10

2 2020 12 14

6.5

3 2021 11 22

6

2021 12 31

25,000.00

4

2021 1 18

1,200

29.82%

2021 12 31

1,200

5

|                                    |              |    |    |                                    |             |
|------------------------------------|--------------|----|----|------------------------------------|-------------|
| 1                                  | 2020         | 10 | 28 |                                    |             |
|                                    |              |    |    | “                                  | ”           |
|                                    |              |    |    | Suntar Investment Holding Pte. Ltd |             |
|                                    |              |    |    | “                                  | ”           |
|                                    |              |    |    |                                    | 5,000       |
| Suntar Investment Holding Pte. Ltd |              |    |    | 2021                               | 5 28        |
| Investment Holding Pte. Ltd        |              |    |    |                                    |             |
| NRA182-302-310-9                   | 2021         | 12 | 31 |                                    |             |
|                                    |              |    |    | 4,444.69                           |             |
| 2                                  |              |    |    |                                    |             |
| 129940100100348347                 | 2020         | 12 | 31 |                                    | 200,000,000 |
|                                    |              |    |    |                                    |             |
|                                    | 1,944,039.68 |    |    | 2021                               | 2 5         |



( )

1

|   |             | (%)   |  |  |  |            |            |             | (%)   |
|---|-------------|-------|--|--|--|------------|------------|-------------|-------|
|   | 154,329,320 | 46.22 |  |  |  | -3,285,870 | -3,285,870 | 151,043,450 | 45.24 |
| 1 |             |       |  |  |  |            |            |             |       |
| 2 |             |       |  |  |  |            |            |             |       |
| 3 | 9,558,870   | 2.86  |  |  |  | -3,285,870 | -3,285,870 | 6,273,000   | 1.88  |
|   | 9,558,870   | 2.86  |  |  |  | -3,285,870 | -3,285,870 | 6,273,000   | 1.88  |
| 4 | 144,770,450 | 43.36 |  |  |  |            |            | 144,770,450 | 43.36 |
|   | 144,770,450 | 43.36 |  |  |  |            |            | 144,770,450 | 43.36 |
|   | 179,550,680 | 53.78 |  |  |  | 3,285,870  | 3,285,870  | 182,836,550 | 54.76 |
| 1 | 179,550,680 | 53.78 |  |  |  | 3,285,870  | 3,285,870  | 182,836,550 | 54.76 |
| 2 |             |       |  |  |  |            |            |             |       |
| 3 |             |       |  |  |  |            |            |             |       |
| 4 |             |       |  |  |  |            |            |             |       |
|   | 333,880,000 | 100   |  |  |  | 0          | 0          | 333,880,000 | 100   |

2

2021 11 15  
2021 11 6

3, 285, 870  
[www.sse.com.cn](http://www.sse.com.cn)

2021-051

3

4

( )

:

|  |             |           |   |             |     |            |
|--|-------------|-----------|---|-------------|-----|------------|
|  |             |           |   |             |     |            |
|  | 3,285,870   | 3,285,870 | 0 | 0           |     | 2021 11 15 |
|  | 144,770,450 | 0         | 0 | 144,770,450 | IPO | 2022 11 15 |
|  | 6,273,000   | 0         | 0 | 6,273,000   | IPO | 2022 11 15 |
|  | 154,329,320 | 3,285,870 | 0 | 151,043,450 | /   | /          |

---

( )

( )

( )

|     |        |
|-----|--------|
| ( ) | 14,905 |
| ( ) | 14,331 |
|     | 0      |
|     | 0      |
|     | 0      |
|     | 0      |

( )

:

|     |           |             | (%)   |             |             |  |            |
|-----|-----------|-------------|-------|-------------|-------------|--|------------|
|     | 0         | 144,770,450 | 43.36 | 144,770,450 | 144,770,450 |  | 0          |
|     | 0         | 85,682,350  | 25.66 | 0           | 0           |  | 0          |
|     | 0         | 6,273,000   | 1.88  | 6,273,000   | 6,273,000   |  | 0          |
|     | -375,150  | 1,125,450   | 0.34  | 0           | 0           |  | 0          |
|     | 10,738    | 1,063,021   | 0.32  | 0           | 0           |  | 0          |
|     | 1,034,925 | 1,034,925   | 0.31  | 0           | 0           |  | 0          |
|     | 18,919    | 1,020,533   | 0.31  | 0           | 0           |  | 0          |
|     | 602,631   | 602,631     | 0.18  | 0           | 0           |  | 0          |
| LCF | 580,938   | 580,938     | 0.17  | 0           | 0           |  | 0          |
|     | 562,000   | 570,000     | 0.17  | 0           | 0           |  | 0          |
|     |           |             |       |             |             |  |            |
|     |           | 85,682,350  |       |             |             |  | 85,682,350 |
|     |           | 1,125,450   |       |             |             |  | 1,125,450  |
|     |           | 1,063,021   |       |             |             |  | 1,063,021  |
|     |           | 1,034,925   |       |             |             |  | 1,034,925  |
|     |           | 1,020,533   |       |             |             |  | 1,020,533  |

|     |                      |         |         |
|-----|----------------------|---------|---------|
|     | 602,631              |         | 602,631 |
| LCF | 580,938              |         | 580,938 |
|     | 570,000              |         | 570,000 |
|     | 563,900              |         | 563,900 |
|     | 560,000              |         | 560,000 |
|     |                      |         |         |
|     |                      |         |         |
|     | LAN VAI QUANG CHEN N | 100.00% |         |
|     | 64.70%               |         |         |
|     |                      |         |         |

|   |  |                      |            |         |    |
|---|--|----------------------|------------|---------|----|
|   |  |                      |            |         |    |
| 1 |  | 144,770,450          | 2022 11 15 | 0       | 36 |
| 2 |  | 6,273,000            | 2022 11 15 | 0       | 36 |
|   |  | LAN VAI QUANG CHEN N |            | 100.00% |    |
|   |  | 64.70%               |            |         |    |

( )

( )

/

( )

1.

2

:

|  |  |             |            |              |   |
|--|--|-------------|------------|--------------|---|
|  |  | /           |            |              | / |
|  |  | 3, 285, 870 | 2021 11 15 | -3, 285, 870 | 0 |

( )

1

|  |               |
|--|---------------|
|  |               |
|  | LAN VAI GUANG |
|  | 1997 12 4     |
|  |               |
|  |               |
|  |               |

2

3

4

5



( )

1

2

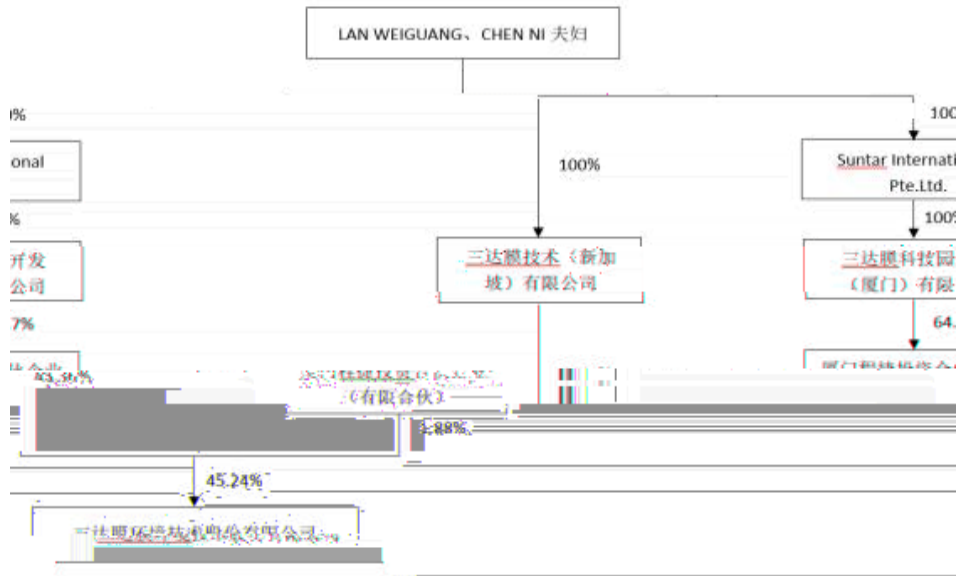
|    |  |        |
|----|--|--------|
|    | LAN WU GUANG                                   |        |
|    |  |        |
|    |  |        |
| 10 | LAN WU GUANG CHEN<br>Eco-ci tyLi nited 75 33%  | Sun ar |
|    | CHEN N   |        |
|    |  |        |
|    |  |        |
| 10 | LAN WU GUANG CHEN<br>Eco-ci ty Li nited 75 33% | Sun ar |

3

4

5





6

( )

80%

|  |  |           |         |           |  |
|--|--|-----------|---------|-----------|--|
|  |  |           |         |           |  |
|  |  | 2011 8 17 | 1658273 | 10,000.00 |  |
|  |  |           |         |           |  |

/

[ 2022 ] 361Z0190

2021

12 31

2021

2021 12 31

2021

“

”

1

2

PPP

1

2

1

2

3

4

5

6

2022 4 19

2021 12 31

|  |    | 2021 12 31           | 2020 12 31           |
|--|----|----------------------|----------------------|
|  |    | 1, 231, 756, 309. 30 | 1, 193, 976, 534. 34 |
|  |    |                      |                      |
|  |    | 250, 078, 452. 06    | 350, 417, 534. 25    |
|  |    |                      |                      |
|  | 4  | 6, 436, 250. 00      | 22, 066, 412. 61     |
|  | 5  | 570, 034, 482. 96    | 469, 200, 769. 75    |
|  | 6  | 81, 012, 075. 95     | 56, 738, 968. 18     |
|  |    | 28, 828, 185. 21     | 13, 409, 801. 55     |
|  |    |                      |                      |
|  |    |                      |                      |
|  |    | 22, 102, 458. 10     | 49, 883, 444. 92     |
|  |    |                      |                      |
|  |    |                      |                      |
|  | 9  | 591, 767, 853. 70    | 431, 955, 841. 14    |
|  | 10 | 32, 440, 404. 26     | 30, 367, 959. 03     |
|  |    |                      |                      |
|  | 12 |                      | 2, 472, 717. 93      |
|  | 13 | 51, 217, 283. 97     | 35, 372, 260. 78     |
|  |    | 2, 865, 673, 755. 51 | 2, 655, 862, 244. 48 |
|  |    |                      |                      |
|  |    |                      |                      |
|  |    |                      |                      |
|  |    |                      |                      |

|  |    |                  |                  |
|--|----|------------------|------------------|
|  | 17 | 340,244,069.73   | 279,735,277.28   |
|  |    |                  |                  |
|  | 19 | 4,717,900.00     |                  |
|  |    |                  |                  |
|  | 21 | 79,765,094.69    | 45,949,052.05    |
|  | 22 | 39,478,118.96    | 24,809,531.04    |
|  |    |                  |                  |
|  |    |                  |                  |
|  | 25 | 11,108,662.84    |                  |
|  | 26 | 1,360,311,809.45 | 1,407,086,433.95 |
|  |    |                  |                  |
|  | 28 | 102,232.63       |                  |
|  | 29 | 2,605,805.41     | 1,987,282.74     |
|  | 30 | 57,178,496.31    | 38,127,684.37    |
|  | 31 | 93,446,032.40    | 79,544,972.81    |
|  |    | 1,988,958,222.42 | 1,877,240,234.24 |
|  |    | 4,854,631,977.93 | 4,533,102,478.72 |
|  |    |                  |                  |
|  |    |                  |                  |
|  |    |                  |                  |
|  |    |                  |                  |
|  |    |                  |                  |
|  | 36 | 385,212,511.76   | 323,059,157.42   |
|  |    |                  |                  |
|  | 38 | 502,485,130.24   | 370,518,917.98   |
|  |    |                  |                  |
|  |    |                  |                  |
|  |    |                  |                  |
|  | 39 | 29,516,517.70    | 23,290,605.77    |
|  | 40 | 45,164,626.04    | 36,358,327.68    |
|  | 41 | 4,760,465.48     | 12,580,574.57    |
|  |    |                  |                  |
|  |    |                  |                  |
|  |    |                  |                  |
|  |    |                  |                  |
|  | 43 | 12,601,236.09    | 4,645,735.00     |
|  | 44 | 34,750,170.93    | 30,239,017.66    |
|  |    | 1,014,490,658.24 | 800,692,336.08   |
|  |    |                  |                  |
|  |    |                  |                  |
|  | 45 | 85,935,993.03    | 15,000,000.00    |
|  |    |                  |                  |
|  |    |                  |                  |

|  |    |                   |                   |
|--|----|-------------------|-------------------|
|  | 47 | 8 574 851. 35     |                   |
|  | 48 | 10 500 000. 00    | 10 500 000. 00    |
|  |    |                   |                   |
|  | 50 | 167 154 249. 51   | 278 844 492. 27   |
|  | 51 | 89 301 451. 40    | 88 171 948. 63    |
|  | 30 | 28 308 62         | 62 630. 14        |
|  |    |                   |                   |
|  |    | 361 494 853. 91   | 392 579 071. 04   |
|  |    | 1 375 985 512. 15 | 1 193 271 407. 12 |
|  |    |                   |                   |
|  | 53 | 333 880 000. 00   | 333 880 000. 00   |
|  |    |                   |                   |
|  |    |                   |                   |
|  | 55 | 1 514 719 732. 79 | 1 514 719 732. 79 |
|  |    |                   |                   |
|  |    |                   |                   |
|  | 59 | 122 778 881. 17   | 110 229 936. 87   |
|  |    |                   |                   |
|  | 60 | 1 463 080 122. 74 | 1 341 375 217. 62 |
|  |    | 3 434 458 736. 70 | 3 300 204 887. 28 |
|  |    | 44 187 729. 08    | 39 626 184. 32    |
|  |    | 3 478 646 465. 78 | 3 339 831 071. 60 |
|  |    | 4 854 631 977. 93 | 4 533 102 478. 72 |

## LAN VEI QUANG

2021 12 31

:

:

|  |   | 2021 12 31      | 2020 12 31        |
|--|---|-----------------|-------------------|
|  |   |                 |                   |
|  |   | 979 532 657. 62 | 1 025 321 405. 86 |
|  |   | 250 078 452. 06 | 350 417 534. 25   |
|  |   |                 |                   |
|  |   | 6 436 250. 00   | 22 066 412. 61    |
|  | 1 | 193 659 036. 48 | 169 820 235. 73   |
|  |   | 53 979 848. 03  | 39 425 943. 00    |
|  |   | 19 003 650. 95  | 7 134 523. 97     |
|  | 2 | 810 341 874. 10 | 716 235 310. 21   |
|  |   |                 |                   |
|  |   |                 | 51 951 729. 65    |



|  |   |                  |                  |
|--|---|------------------|------------------|
|  |   | 346,628,418.95   | 236,706,671.75   |
|  |   | 12,459,776.59    | 19,831,236.68    |
|  |   |                  |                  |
|  |   |                  | 2,472,717.93     |
|  |   |                  |                  |
|  |   | 2,672,119,964.78 | 2,589,431,991.99 |
|  |   |                  |                  |
|  |   |                  |                  |
|  |   |                  |                  |
|  | 3 | 583,715,498.93   | 533,715,498.93   |
|  |   |                  |                  |
|  |   |                  |                  |
|  |   |                  |                  |
|  |   | 2,749,616.31     | 3,062,733.92     |
|  |   |                  |                  |
|  |   |                  |                  |
|  |   |                  |                  |
|  |   | 548,297.36       | 0.00             |

|  |  |                  |                  |
|--|--|------------------|------------------|
|  |  |                  |                  |
|  |  | 277,973.46       |                  |
|  |  |                  |                  |
|  |  |                  |                  |
|  |  |                  |                  |
|  |  | 11,767.81        | 62,630.14        |
|  |  |                  |                  |
|  |  | 289,741.27       | 62,630.14        |
|  |  | 554,735,453.13   | 469,485,671.56   |
|  |  |                  |                  |
|  |  | 333,880,000.00   | 333,880,000.00   |
|  |  |                  |                  |
|  |  |                  |                  |
|  |  | 1,577,111,732.39 | 1,577,111,732.39 |
|  |  |                  |                  |
|  |  |                  |                  |
|  |  | 95,960,585.82    | 83,411,641.52    |
|  |  | 713,399,272.26   | 667,234,773.52   |
|  |  | 2,720,351,590.47 | 2,661,638,147.43 |
|  |  | 3,275,087,043.60 | 3,131,123,818.99 |

## LAN VEI QUANG

2021 1—12

: :

|  |    | 2021             | 2020           |
|--|----|------------------|----------------|
|  | 61 | 1,150,709,066.63 | 876,447,101.03 |
|  | 61 | 1,150,709,066.63 | 876,447,101.03 |
|  |    |                  |                |
|  |    |                  |                |
|  |    | 921,150,941.70   | 670,149,967.49 |
|  | 61 | 780,054,346.93   | 550,897,369.94 |
|  |    |                  |                |
|  |    |                  |                |
|  |    |                  |                |
|  |    |                  |                |
|  |    |                  |                |
|  | 62 | 7,890,604.70     | 6,210,881.74   |

|             |    |                |                |
|-------------|----|----------------|----------------|
|             | 63 | 26,522,432.80  | 24,143,503.71  |
|             | 64 | 44,012,474.96  | 37,576,456.91  |
|             | 65 | 52,214,988.06  | 40,115,963.67  |
|             | 66 | 10,456,094.25  | 11,205,791.52  |
|             | 66 | 2,205,965.53   | 3,005,519.83   |
|             | 66 | 14,032,857.59  | 10,459,857.16  |
|             | 67 | 16,407,081.71  | 22,905,609.16  |
| “ ”         | 68 | 75,505,767.35  | 48,728,251.54  |
|             | 68 | 60,508,792.45  | 22,637,714.07  |
|             | 68 |                | 1,279,166.67   |
| “ ”         |    |                |                |
| “ - ”       |    |                |                |
| “ ”         | 70 | 78,452.06      | 417,534.25     |
| “ - ”       | 71 | -43,492,685.97 | -18,838,156.62 |
| “ - ”       | 72 | -3,280,373.23  | -852,276.85    |
| “ ”         | 73 | 19,040.18      | 73,147.09      |
| “ ”         |    | 274,795,407.03 | 258,731,242.11 |
|             | 74 | 321,742.88     | 65,449.29      |
|             | 75 | 1,027,395.90   | 1,275,948.24   |
| “ ”         |    | 274,089,754.01 | 257,520,743.16 |
|             | 76 | 24,026,468.95  | 33,403,470.97  |
| “ ”         |    | 250,063,285.06 | 224,117,272.19 |
| 1.<br>“ ”   |    | 250,063,285.06 | 224,117,272.19 |
| 2<br>“ ”    |    |                |                |
| 1.<br>“ - ” |    | 247,121,741.23 | 221,805,911.11 |
| 2<br>“ - ”  |    | 2,941,543.83   | 2,311,361.08   |
|             |    |                |                |
|             |    |                |                |
| 1           |    |                |                |
| 1           |    |                |                |

|   |       |                |                |
|---|-------|----------------|----------------|
| 2 |       |                |                |
| 3 |       |                |                |
| 4 |       |                |                |
| 2 |       |                |                |
| 1 |       |                |                |
| 2 |       |                |                |
| 3 |       |                |                |
| 4 |       |                |                |
| 5 |       |                |                |
| 6 |       |                |                |
| 7 |       |                |                |
|   |       |                |                |
|   |       | 250,063,285.06 | 224,117,272.19 |
|   |       | 247,121,741.23 | 221,805,911.11 |
|   |       | 2,941,543.83   | 2,311,361.08   |
|   |       |                |                |
|   | ( / ) | 2              | 0.74           |
|   | ( / ) | 2              | 0.74           |

0 ,

0  
LAN VAI QUANG

2021 1—12

: :

|  |     | 2021           | 2020           |
|--|-----|----------------|----------------|
|  | 4   | 422,253,935.64 | 344,919,495.93 |
|  | 4   | 292,526,246.28 | 264,224,454.01 |
|  |     | 1,410,085.57   | 994,445.72     |
|  |     | 7,567,156.22   | 6,600,705.81   |
|  |     | 16,876,427.24  | 14,558,967.72  |
|  |     | 28,492,258.11  | 24,675,075.40  |
|  |     | -12,453,342.71 | -8,655,428.77  |
|  |     | -              | 740,815.78     |
|  |     | 12,461,414.63  | 9,533,758.00   |
|  |     | 4,722,686.77   | 5,933,498.28   |
|  | “ ” | 5              | 68,333,059.50  |
|  |     |                | 188,212,457.35 |

|       |  |                |                |
|-------|--|----------------|----------------|
|       |  |                |                |
|       |  |                |                |
| “ - ” |  |                |                |
| “ ”   |  | 78,452.06      | 417,534.25     |
| “ - ” |  | -26,834,886.81 | -9,148,815.24  |
| “ - ” |  | 148,066.37     | -739,650.89    |
| “ ”   |  |                | 3,894,929.66   |
| “ ”   |  | 134,282,482.82 | 231,091,229.45 |
|       |  | 105,000.00     | 37,548.00      |
|       |  | 50,206.01      | 595.23         |
| “ ”   |  | 134,337,276.81 | 231,128,182.22 |
|       |  | 8,847,833.77   | 8,605,885.23   |
| “ ”   |  | 125,489,443.04 | 222,522,296.99 |
| “ ”   |  | 125,489,443.04 | 222,522,296.99 |
| “ ”   |  |                |                |
|       |  |                |                |
|       |  |                |                |
| 1.    |  |                |                |
| 2.    |  |                |                |
| 3.    |  |                |                |
| 4.    |  |                |                |
|       |  |                |                |
| 1.    |  |                |                |
| 2.    |  |                |                |
| 3.    |  |                |                |
| 4.    |  |                |                |
| 5.    |  |                |                |
| 6.    |  |                |                |
| 7.    |  |                |                |
|       |  | 125,489,443.04 | 222,522,296.99 |
|       |  |                |                |
| ( / ) |  |                |                |

|       |  |  |  |
|-------|--|--|--|
| ( / ) |  |  |  |
|-------|--|--|--|

## LAN VEI QUANG

2021 1—12

|  |    | 2021             | 2020             |
|--|----|------------------|------------------|
|  |    | 862,554,013.05   | 673,546,356.68   |
|  |    |                  |                  |
|  |    |                  |                  |
|  |    |                  |                  |
|  |    |                  |                  |
|  |    |                  |                  |
|  |    |                  |                  |
|  |    |                  |                  |
|  |    |                  |                  |
|  |    | 1,960,167.25     | 6,317,574.56     |
|  | 78 | 54,496,955.91    | 84,522,578.98    |
|  |    | 919,011,136.21   | 764,386,510.22   |
|  |    | 423,048,037.81   | 392,330,894.68   |
|  |    |                  |                  |
|  |    |                  |                  |
|  |    |                  |                  |
|  |    |                  |                  |
|  |    |                  |                  |
|  |    | 111,749,943.78   | 91,918,138.06    |
|  |    | 71,666,882.19    | 61,309,693.37    |
|  | 78 | 91,412,813.87    | 100,729,460.30   |
|  |    | 697,877,677.65   | 646,288,186.41   |
|  |    | 221,133,458.56   | 118,098,323.81   |
|  |    |                  |                  |
|  |    | 1,600,000,000.00 | 3,490,000,000.00 |
|  |    | 15,414,509.15    | 28,333,889.14    |
|  |    | 50,458.08        | 99,839.51        |

|  |  |                  |                  |
|--|--|------------------|------------------|
|  |  |                  |                  |
|  |  |                  | 74,313.11        |
|  |  | 1,615,464,967.23 | 3,518,508,041.76 |
|  |  | 305,390,673.80   | 122,806,425.10   |
|  |  | 1,504,717,900.00 | 3,044,420,000.00 |
|  |  |                  |                  |
|  |  | 2,607,544.18     |                  |
|  |  | 26,090.00        | 37,000,000.00    |
|  |  | 1,812,742,207.98 | 3,204,226,425.10 |
|  |  | -197,277,240.75  | 314,281,616.66   |
|  |  |                  |                  |
|  |  |                  | 7,500,000.00     |
|  |  |                  | 7,500,000.00     |
|  |  | 82,416,834.77    | 1,576,000.00     |
|  |  |                  |                  |
|  |  | 82,416,834.77    | 9,076,000.00     |
|  |  | 6,610,000.00     | 81,300,000.00    |
|  |  | 68,509,185.24    | 86,581,905.61    |
|  |  |                  |                  |
|  |  | 2,599,413.67     |                  |
|  |  | 77,718,598.91    | 167,881,905.61   |
|  |  | 4,698,235.86     | -158,805,905.61  |
|  |  | -119,848.05      | -725,707.63      |
|  |  | 28,434,605.62    | 272,848,327.23   |
|  |  | 1,178,953,010.18 | 906,104,682.95   |
|  |  | 1,207,387,615.80 | 1,178,953,010.18 |

LAN VAI QUANG

2021 1—12

2021

: 2020

|  |  |                  |                  |
|--|--|------------------|------------------|
|  |  |                  |                  |
|  |  | 414,883,762.42   | 639,027,287.05   |
|  |  | 178,504,593.53   | 221,705,630.15   |
|  |  | 32,877,519.27    | 27,787,936.12    |
|  |  | 20,835,844.37    | 10,162,291.06    |
|  |  | 329,861,431.19   | 547,004,406.87   |
|  |  | 562,079,388.36   | 806,660,264.20   |
|  |  | -147,195,625.94  | -167,632,977.15  |
|  |  |                  |                  |
|  |  | 1,600,000,000.00 | 3,490,000,000.00 |
|  |  | 120,702,323.40   | 110,170,190.23   |
|  |  |                  |                  |
|  |  |                  |                  |
|  |  |                  | 28,333,889.14    |
|  |  | 1,720,702,323.40 | 3,628,504,079.37 |
|  |  | 229,419.98       | 1,235,311.05     |
|  |  | 1,550,000,000.00 | 3,063,000,000.00 |
|  |  |                  |                  |
|  |  |                  | 37,000,000.00    |
|  |  | 1,550,229,419.98 | 3,101,235,311.05 |
|  |  | 170,472,903.42   | 527,268,768.32   |
|  |  |                  |                  |
|  |  |                  |                  |
|  |  |                  |                  |
|  |  |                  |                  |
|  |  |                  | 29,500,000.00    |

- 1472 .3 .00



---

|  |  |                      |                      |
|--|--|----------------------|----------------------|
|  |  | 1, 010, 801, 665. 86 | 764, 916, 574. 03    |
|  |  | 967, 028, 657. 62    | 1, 010, 801, 665. 86 |

LAN VAI QUANG

2021 1—12

: :

| 2021 |                |  |  |  |                  |  |  |  |                |                  |                  |               |                  |
|------|----------------|--|--|--|------------------|--|--|--|----------------|------------------|------------------|---------------|------------------|
|      | ( )            |  |  |  |                  |  |  |  |                |                  |                  |               |                  |
|      |                |  |  |  |                  |  |  |  |                |                  |                  |               |                  |
|      | 333,880,000.00 |  |  |  | 1,514,719,732.79 |  |  |  | 110,229,936.87 | 1,341,375,217.62 | 3,300,204,887.28 | 39,626,184.32 | 3,339,831,071.60 |
|      |                |  |  |  |                  |  |  |  |                | -46,091,891.81   | -46,091,891.81   | -920,244.19   | -47,012,136.00   |
|      |                |  |  |  |                  |  |  |  |                |                  |                  |               |                  |
|      |                |  |  |  |                  |  |  |  |                |                  |                  |               |                  |
|      | 333,880,000.00 |  |  |  | 1,514,719,732.79 |  |  |  | 110,229,936.87 | 1,295,283,325.81 | 3,254,112,995.47 | 38,705,940.13 | 3,292,818,935.60 |
| “ ”  |                |  |  |  |                  |  |  |  | 12,548,944.30  | 167,796,796.93   | 180,345,741.23   | 5,481,788.95  | 185,827,530.18   |
|      |                |  |  |  |                  |  |  |  |                | 247,121,741.23   | 247,121,741.23   | 2,941,543.83  | 250,063,285.06   |
|      |                |  |  |  |                  |  |  |  |                |                  |                  |               |                  |
| 1    |                |  |  |  |                  |  |  |  |                |                  |                  |               |                  |

|   |  |  |  |  |  |  |  |               |                 |                 |  |  |  |                 |
|---|--|--|--|--|--|--|--|---------------|-----------------|-----------------|--|--|--|-----------------|
| 2 |  |  |  |  |  |  |  |               |                 |                 |  |  |  |                 |
| 3 |  |  |  |  |  |  |  |               |                 |                 |  |  |  |                 |
| 4 |  |  |  |  |  |  |  |               |                 |                 |  |  |  |                 |
|   |  |  |  |  |  |  |  | 12 548 944 30 | - 79 324 944 30 | - 66 776 000 00 |  |  |  | - 66 776 000 00 |
| 1 |  |  |  |  |  |  |  | 12 548 944 30 | - 12 548 944 30 |                 |  |  |  |                 |
| 2 |  |  |  |  |  |  |  |               |                 |                 |  |  |  |                 |
| 3 |  |  |  |  |  |  |  |               | - 66 776 000 00 | - 66 776 000 00 |  |  |  | - 66 776 000 00 |
| 4 |  |  |  |  |  |  |  |               |                 |                 |  |  |  |                 |
|   |  |  |  |  |  |  |  |               |                 |                 |  |  |  |                 |
| 1 |  |  |  |  |  |  |  |               |                 |                 |  |  |  |                 |
| 2 |  |  |  |  |  |  |  |               |                 |                 |  |  |  |                 |
| 3 |  |  |  |  |  |  |  |               |                 |                 |  |  |  |                 |
| 4 |  |  |  |  |  |  |  |               |                 |                 |  |  |  |                 |
| 5 |  |  |  |  |  |  |  |               |                 |                 |  |  |  |                 |
| 6 |  |  |  |  |  |  |  |               |                 |                 |  |  |  |                 |



|   |  |  |  |  |       |  |  |  |                  |  |                     |  |                    |                 |                    |
|---|--|--|--|--|-------|--|--|--|------------------|--|---------------------|--|--------------------|-----------------|--------------------|
|   |  |  |  |  | 1. 18 |  |  |  | 22, 252, 229. 70 |  | 116, 153, 280. 23   |  | 138, 405, 511. 11  | 9, 811, 361. 08 | 148, 216, 872. 19  |
|   |  |  |  |  |       |  |  |  |                  |  | 221, 805, 911. 11   |  | 221, 805, 911. 11  | 2, 311, 361. 08 | 224, 117, 272. 19  |
|   |  |  |  |  | 1. 18 |  |  |  |                  |  | 69, 598. 82         |  | 69, 600. 00        | 7, 500, 000. 00 | 7, 569, 600. 00    |
| 1 |  |  |  |  |       |  |  |  |                  |  |                     |  |                    | 7, 500, 000. 00 | 7, 500, 000. 00    |
| 2 |  |  |  |  |       |  |  |  |                  |  |                     |  |                    |                 |                    |
| 3 |  |  |  |  |       |  |  |  |                  |  |                     |  |                    |                 |                    |
| 4 |  |  |  |  | 1. 18 |  |  |  |                  |  | 69, 598. 82         |  | 69, 600. 00        |                 | 69, 600. 00        |
|   |  |  |  |  |       |  |  |  | 22, 252, 229. 70 |  | - 105, 722, 229. 70 |  | - 83, 470, 000. 00 |                 | - 83, 470, 000. 00 |
| 1 |  |  |  |  |       |  |  |  | 22, 252, 229. 70 |  | - 22, 252, 229. 70  |  |                    |                 |                    |

|   |  |  |  |  |  |  |  |  |  |                 |  |                 |  |                 |
|---|--|--|--|--|--|--|--|--|--|-----------------|--|-----------------|--|-----------------|
| 2 |  |  |  |  |  |  |  |  |  |                 |  |                 |  |                 |
| 3 |  |  |  |  |  |  |  |  |  | - 83,470,000.00 |  | - 83,470,000.00 |  | - 83,470,000.00 |
| 4 |  |  |  |  |  |  |  |  |  |                 |  |                 |  |                 |
|   |  |  |  |  |  |  |  |  |  |                 |  |                 |  |                 |
| 1 |  |  |  |  |  |  |  |  |  |                 |  |                 |  |                 |
| 2 |  |  |  |  |  |  |  |  |  |                 |  |                 |  |                 |
| 3 |  |  |  |  |  |  |  |  |  |                 |  |                 |  |                 |
| 4 |  |  |  |  |  |  |  |  |  |                 |  |                 |  |                 |
| 5 |  |  |  |  |  |  |  |  |  |                 |  |                 |  |                 |

|   |                |  |  |  |                  |  |  |  |                |                  |                  |               |                  |  |
|---|----------------|--|--|--|------------------|--|--|--|----------------|------------------|------------------|---------------|------------------|--|
| 6 |                |  |  |  |                  |  |  |  |                |                  |                  |               |                  |  |
| 1 |                |  |  |  |                  |  |  |  |                |                  |                  |               |                  |  |
| 2 |                |  |  |  |                  |  |  |  |                |                  |                  |               |                  |  |
|   |                |  |  |  |                  |  |  |  |                |                  |                  |               |                  |  |
|   | 333,880,000.00 |  |  |  | 1,514,719,732.79 |  |  |  | 110,229,936.87 | 1,341,375,217.62 | 3,300,204,887.28 | 39,626,184.32 | 3,339,831,071.60 |  |

LAN VAI QUANG

2021 1—12

: :

|     | 2021           |  |  |  |                  |  |  |  |               |                |                  |
|-----|----------------|--|--|--|------------------|--|--|--|---------------|----------------|------------------|
|     | ( )            |  |  |  |                  |  |  |  |               |                |                  |
|     | 333,880,000.00 |  |  |  | 1,577,111,732.39 |  |  |  | 83,411,641.52 | 667,234,773.52 | 2,661,638,147.43 |
|     |                |  |  |  |                  |  |  |  |               |                |                  |
|     | 333,880,000.00 |  |  |  | 1,577,111,732.39 |  |  |  | 83,411,641.52 | 667,234,773.52 | 2,661,638,147.43 |
| “ ” |                |  |  |  |                  |  |  |  | 12,548,944.30 | 46,164,498.74  | 58,713,443.04    |
|     |                |  |  |  |                  |  |  |  |               | 125,489,443.04 | 125,489,443.04   |
|     |                |  |  |  |                  |  |  |  |               |                |                  |

|   |  |  |  |  |  |  |  |  |               |                |                |
|---|--|--|--|--|--|--|--|--|---------------|----------------|----------------|
| 1 |  |  |  |  |  |  |  |  |               |                |                |
| 2 |  |  |  |  |  |  |  |  |               |                |                |
| 3 |  |  |  |  |  |  |  |  |               |                |                |
| 4 |  |  |  |  |  |  |  |  |               |                |                |
|   |  |  |  |  |  |  |  |  | 12,548,944.30 | -79,324,944.30 | -66,776,000.00 |
| 1 |  |  |  |  |  |  |  |  | 12,548,944.30 | -12,548,944.30 |                |
| 2 |  |  |  |  |  |  |  |  |               | -66,776,000.00 | -66,776,000.00 |
| 3 |  |  |  |  |  |  |  |  |               |                |                |
|   |  |  |  |  |  |  |  |  |               |                |                |
| 1 |  |  |  |  |  |  |  |  |               |                |                |
| 2 |  |  |  |  |  |  |  |  |               |                |                |
| 3 |  |  |  |  |  |  |  |  |               |                |                |
| 4 |  |  |  |  |  |  |  |  |               |                |                |
| 5 |  |  |  |  |  |  |  |  |               |                |                |
| 6 |  |  |  |  |  |  |  |  |               |                |                |



|     |                |  |  |  |                  |  |  |  |               |                 |                  |
|-----|----------------|--|--|--|------------------|--|--|--|---------------|-----------------|------------------|
|     | 333,880,000.00 |  |  |  | 1,577,111,732.39 |  |  |  | 61,159,411.82 | 550,434,706.23  | 2,522,585,850.44 |
|     |                |  |  |  |                  |  |  |  |               |                 |                  |
|     |                |  |  |  |                  |  |  |  |               |                 |                  |
|     | 333,880,000.00 |  |  |  | 1,577,111,732.39 |  |  |  | 61,159,411.82 | 550,434,706.23  | 2,522,585,850.44 |
| “ ” |                |  |  |  |                  |  |  |  | 22,252,229.70 | 116,800,067.29  | 139,052,296.99   |
|     |                |  |  |  |                  |  |  |  |               | 222,522,296.99  | 222,522,296.99   |
|     |                |  |  |  |                  |  |  |  |               |                 |                  |
| 1   |                |  |  |  |                  |  |  |  |               |                 |                  |
| 2   |                |  |  |  |                  |  |  |  |               |                 |                  |
| 3   |                |  |  |  |                  |  |  |  |               |                 |                  |
| 4   |                |  |  |  |                  |  |  |  |               |                 |                  |
|     |                |  |  |  |                  |  |  |  | 22,252,229.70 | -105,722,229.70 | -83,470,000.00   |
| 1   |                |  |  |  |                  |  |  |  | 22,252,229.70 | -22,252,229.70  |                  |
| 2   |                |  |  |  |                  |  |  |  |               | -83,470,000.00  | -83,470,000.00   |
| 3   |                |  |  |  |                  |  |  |  |               |                 |                  |
|     |                |  |  |  |                  |  |  |  |               |                 |                  |
| 1   |                |  |  |  |                  |  |  |  |               |                 |                  |
| 2   |                |  |  |  |                  |  |  |  |               |                 |                  |
| 3   |                |  |  |  |                  |  |  |  |               |                 |                  |
| 4   |                |  |  |  |                  |  |  |  |               |                 |                  |
| 5   |                |  |  |  |                  |  |  |  |               |                 |                  |
| 6   |                |  |  |  |                  |  |  |  |               |                 |                  |

---

|   |                |  |  |  |                  |  |  |  |               |                |                  |
|---|----------------|--|--|--|------------------|--|--|--|---------------|----------------|------------------|
| 1 |                |  |  |  |                  |  |  |  |               |                |                  |
| 2 |                |  |  |  |                  |  |  |  |               |                |                  |
|   |                |  |  |  |                  |  |  |  |               |                |                  |
|   | 333,880,000.00 |  |  |  | 1,577,111,732.39 |  |  |  | 83,411,641.52 | 667,234,773.52 | 2,661,638,147.43 |

LAN VỊ QUANG

1.

“ ” “  
 ” “ ” 2012 7 13  
 ( ) “ ” Sun tar Membrane Technol ogy (Si ngapore)  
 Pte. Ltd ( ) 2005 4 26  
 168-172

2018 9 28

LAN VEI GUANG

1,000,000.00 ( )  
 510,000.00 51% Sun tar Membrane Technol ogy (Si ngapore) Pte. Ltd  
 490,000.00 49%

2007 4 10 1,000,000.00  
 21,000,000.00 20,000,000.00 Sun tar Membrane Technol ogy  
 (Si ngapore) Pte. Ltd

21,000,000.00 Sun tar Membrane Technol ogy (Si ngapore) Pte. Ltd  
 20,490,000.00 2011 1 97.57%  
 ( ) 510,000.00 2.43% 2007 4

13

[2007] 31 ” 2007 4 26

2010 6 25 ( )  
 2.43% Sun tar Membrane  
 Technol ogy (Si ngapore) Pte. Ltd 97.57%  
 2.43% 2010 12 20 “

|                                   |                 |                 |                 |              |                  |
|-----------------------------------|-----------------|-----------------|-----------------|--------------|------------------|
|                                   |                 |                 | [ 2011 ] 63     | "            | 2011             |
| 7 27                              |                 |                 |                 |              |                  |
| 2011 10 8                         |                 |                 |                 |              | 21, 000, 000 00  |
|                                   | 33, 428, 844 00 |                 | 12, 428, 844 00 | ( )          |                  |
|                                   |                 |                 | 33, 428, 844 00 |              | Sunt ar Membrane |
| Technol ogy (Si ngapore) Pte. Ltd |                 | 21, 000, 000 00 |                 |              | 62. 82%          |
| ( )                               | 12, 428, 844 00 |                 | 37. 18%         |              | 2011             |
| 10 28                             |                 | "               |                 |              |                  |
|                                   |                 | [ 2011 ] 702    | "               | 2011 11 1    |                  |
| 2011 12 22                        |                 |                 |                 |              | 33, 428, 844 00  |
|                                   | 35, 684, 078 00 |                 | 2, 255, 234 00  | (            |                  |
| )                                 | 2, 563 22       | 4, 057, 852 00  |                 | 917, 081. 00 |                  |
|                                   |                 |                 |                 | ( )          |                  |
| 2, 543 28                         | 4, 026, 273 00  |                 | 909, 944 00     |              |                  |
|                                   |                 |                 | ( )             | 1, 196 84    |                  |
| 1, 894, 717. 00                   | 428, 209. 00    |                 |                 |              |                  |
|                                   |                 |                 | 35, 684, 078 00 |              |                  |

|  |                 |          |
|--|-----------------|----------|
|  |                 |          |
| Sunt ar Membrane Technol ogy (Si ngapore) Pte. Ltd |                 |          |
| ( )  |                 |          |
| ( )  |                 |          |
| ( )  |                 |          |
| ( )  |                 |          |
|  | 35, 684, 078 00 | 100. 00% |

2011 12 22

"

[ 2011 ] 819

2011 12

2012 6 20

35,684,078.00

246,000,000.00

246,000,000

1

2011 12 31

2012 6 26

“

[2012] 384 ”

2012 7 2

3502017684

2012 7 13

350200400010973

246,000,000.00

|   |                |         |
|---|----------------|---------|
| Suntar Membrane Technology (Singapore) Pte. Ltd |                |         |
| ( )   |                |         |
| ( )   |                |         |
| ( )   |                |         |
| ( )   |                |         |
|   | 246,000,000.00 | 100.00% |

2012 10 23

246,000,000.00

250,410,000.00

4,410,000.00

( )

( )

50,194,620.00

4,410,000

45,784,620.00

2012 11 16

“ [2012] 730 ”

2012 11 16

3502018275

|   |     |  |
|---|-----|--|
| Suntar Membrane Technology (Singapore) Pte. Ltd |     |  |
| ( )   |     |  |
| ( )   |     |  |
| ( )   |     |  |
| ( )   |     |  |
| ( )   | ( ) |  |

|  |  |         |
|--|--|---------|
|  |  |         |
|  |  | 100.00% |
|  |  | 100.00% |

2019 10 16

[2019] 1925

2019 11 6

8,347.00

1.00

18.26

8,347.00

2019 11 15

“ 688101”

“ ”

33,388.00

( ) ( )

## 2

1

|    |                                    |                   | %      |        |
|----|------------------------------------|-------------------|--------|--------|
|    |                                    |                   |        |        |
| 1  | ( )                                |                   | 100.00 |        |
| 2  | Suntar Investment Holding Pte. Ltd | Suntar Investment | 100.00 |        |
| 3  |                                    |                   | 70.00  |        |
| 4  |                                    |                   | 100.00 |        |
| 5  |                                    |                   | 100.00 |        |
| 6  |                                    |                   | 100.00 |        |
| 7  |                                    |                   | 100.00 |        |
| 8  |                                    |                   | 100.00 |        |
| 9  |                                    |                   | 100.00 |        |
| 10 |                                    |                   |        | 100.00 |
| 11 |                                    |                   | 100.00 |        |
| 12 |                                    |                   | 100.00 |        |
| 13 |                                    |                   | 100.00 |        |
| 14 |                                    |                   | 100.00 |        |
| 15 |                                    |                   | 100.00 |        |
| 16 |                                    |                   | 100.00 |        |

|    |  |                           | %      |        |
|----|--|---------------------------|--------|--------|
|    |  |                           |        |        |
| 17 |  |                           | 100.00 |        |
| 18 |  |                           | 100.00 |        |
| 19 |  |                           | 100.00 |        |
| 20 |  |                           | 100.00 |        |
| 21 |  |                           | 100.00 |        |
| 22 |  |                           | 100.00 |        |
| 23 |  |                           | 100.00 |        |
| 24 |  |                           | 100.00 |        |
| 25 |  |                           | 100.00 |        |
| 26 |  |                           | 100.00 |        |
| 27 |  |                           | 100.00 |        |
| 28 |  |                           | 100.00 |        |
| 29 |  |                           | 100.00 |        |
| 30 |  |                           | 100.00 |        |
| 31 |  |                           |        | 100.00 |
| 32 |  |                           |        | 100.00 |
| 33 |  |                           |        | 100.00 |
| 34 |  |                           |        | 100.00 |
| 35 | Suntar Environmental Technology Pte Ltd<br>Suntar Technology Investment Pte. Ltd | Suntar Technology         |        | 100.00 |
| 36 |  |                           | 75.00  |        |
| 37 |  |                           |        | 100.00 |
| 38 |  |                           |        | 100.00 |
| 39 |  |                           |        | 100.00 |
| 40 |  |                           |        | 100.00 |
| 41 |  |                           | 100.00 |        |
| 42 |  |                           |        | 100.00 |
| 43 | Suntar Advanced Materials Pte. Ltd   | Suntar Advanced Materials |        | 100.00 |
| 44 | Suntar Research Pte. Ltd   | Suntar Research           |        | 100.00 |
| 45 | Graphene Energy Pte. Ltd   | Graphene Energy           |        | 80.00  |
| 46 |  |                           |        | 67.00  |

“ ”

|   |                                       |                                 |      |  |
|---|---------------------------------------|---------------------------------|------|--|
| 1 |                                       |                                 | 2021 |  |
| 2 | SUNTAR RESEARCH PTE. LTD              | Suntar<br>Advanced<br>Materials | 2021 |  |
| 3 | SUNTAR ADVANCED MATERIALS<br>PTE. LTD | Suntar<br>Research              | 2021 |  |
| 4 | GRAPHENE ENERGY PTE. LTD              | Graphene<br>Energy              | 2021 |  |
| 5 |                                       |                                 | 2021 |  |

1.

15 —

2014

2

12

1.

2

1 1 12 31

3

12

4



5

1

6 6

2

6 6

3

6

1

,

2

3

4

A

a

b

c

B

a

b

c

A

B

C

5

“ ”

“ ” “ ”

“

”

“

”

“

”

“

”

“

”

6

A

/

B

A

B

“ ”

“ ”

“

”

“ ”

“

”

a

b

c

d

7.

1

2

8

9

1

2

3

“ ”

“ ”

10





3

4

5

12  
12

12

12

12

A /

1

2

1

2

1

2

3

4

5

6

7

12

1

1

2

B

12

A

B

C

D

E

F.

G

H

30

30

30

6

A

B

A

B

22 -

A

B

22 -

7

8



11.

10

12

10

13

10

14

10

15

1

2

3

4

5

**16**  
**(1).**

(2).

10

17.

1

“ ”

3

2

3

18  
(1).

19  
(1).

20  
(1).

21.

1

20%

20%

50%

2

A

B

C

A

B

C

D

3

4

17

5

30

22

23

(1).

(2).

|  |  |       |        |             |
|--|--|-------|--------|-------------|
|  |  |       |        |             |
|  |  | 20    | 10%    | 4 50%       |
|  |  | 5- 10 | 5% 10% | 9% 19%      |
|  |  | 3- 5  | 5% 10% | 18% 31. 67% |
|  |  | 3- 5  | 5% 10% | 18% 31. 67% |
|  |  | 5- 10 | 5% 10% | 9% 19%      |
|  |  | 5     | 5%     | 19%         |
|  |  | 5     | 5% 10% | 18% 19%     |

(3).

24

1

2

25

1

3

2



26.

27.

28.

29.

(1).

1

2

|  |    |  |  |
|--|----|--|--|
|  |    |  |  |
|  | 50 |  |  |

( " BCI" )

---

— — (“ TOI ” )

— — (“ TOI ” ) BOT

|  |  |  |  |
|--|--|--|--|
|  |  |  |  |
|  |  |  |  |

|  |  |  |  |
|--|--|--|--|
|  |  |  |  |
|  |  |  |  |

(2).

A

B

C

D

E

30

31.

32  
(1).

33  
(1).

A

B

(2).

A

B

C

D

a

b

c

;

,

(3).

(4).

A

B

**34**

**35**

1

2

**36**

1

2

3

4

5

6



38

(1).

2020 1 1

1



2

PPP 2021 1 1

PPP

“ ”

“ ” “ ”

PPP

PPP

PPP

PPP

PPP

PPP

PPP

PPP

PPP

PPP

35

(2).

39.

”

“

“

”

”

“

”

40

1

2

1

3

41. /

1

A

B

A

.

.

1

A

B

12

~~42~~  
(1).



(2).

(3).

2021 1 1

1

2

3

12

•

•

•

•

34

|  |  |  | % |
|--|--|--|---|
|  |  |  | - |
|  |  |  | - |

:

4

(

5

A

B

A

B

6

38

10

10

2020

2

43

44

(1).

|  |  |  |
|--|--|--|
|  |  | ( )  |
| <p>2021 14</p> <p>2021 1</p> <p>1</p> <p>2021 1</p>    |  | <p>2021 1</p> <p>1 - 188,295,788.99</p> <p>- 141,283,652.99</p> <p>- 46,091,891.81</p> <p>- 920,244.19</p> |
| <p>1 1</p> <p>2019</p> <p>2021 1 1</p> <p>2021 1 1</p> |  | <p>2021 1 1</p> <p>7,780,507.54</p> <p>2,455,314.27</p> <p>7,780,507.54</p>                                |

(2).

(3). 2021

2020 12 31

: :

|  |  |       |
|--|--|-------|
|  |  | 0-25% |
|  |  | 3%    |
|  |  | 1%    |

|  | %  |
|--|----|
| Suntar Investment Holding Pte. Ltd       | 17 |
| Suntar Environmental Technology Pte. Ltd | 17 |
| Suntar Technology Investment Pte. Ltd    |    |
| Suntar Advanced Materials Pte. Ltd       | 17 |
| Suntar Research Pte. Ltd                 | 17 |
| Graphene Energy Pte. Ltd                 | 17 |

2

|      |                | 2020 | 12  | 1              |
|------|----------------|------|-----|----------------|
|      | GR202061001778 |      |     | 2020           |
| 3    |                |      |     |                |
| 2021 |                | 15%  |     |                |
| 2020 | 10             | 21   |     | GR202035100171 |
|      | 2020           |      | 3   |                |
| 2021 |                |      | 15% |                |
|      |                |      |     | 2020           |
| 1    |                |      |     | GR202037101478 |
|      | " "            | 2020 |     | 3              |
| 2021 |                |      | 15% |                |
|      |                |      |     | 2021           |
| 12   |                | 100  |     | 12.5%          |





---

|  |              |               |
|--|--------------|---------------|
|  | 6,436,250.00 | 22,066,412.61 |
|--|--------------|---------------|

(2).

(3).

|  |  |              |
|--|--|--------------|
|  |  |              |
|  |  |              |
|  |  | 4,775,000.00 |
|  |  | 4,775,000.00 |

(4).

(5).

|   |              | (%)    |            | (%)  |              | (%)           |        | (%)          |      |               |
|---|--------------|--------|------------|------|--------------|---------------|--------|--------------|------|---------------|
|   |              |        |            |      |              |               |        |              |      |               |
|   | 6 775 000 00 | 100 00 | 338 750 00 | 5 00 | 6 436 250 00 | 23 227 802 75 | 100 00 | 1 161 390 14 | 5 00 | 22 066 412 61 |
| 1 | 6 775 000 00 | 100 00 | 338 750 00 | 5 00 | 6 436 250 00 | 23 227 802 75 | 100 00 | 1 161 390 14 | 5 00 | 22 066 412 61 |
|   | 6 775 000 00 | 100 00 | 338 750 00 | 5 00 | 6 436 250 00 | 23 227 802 75 | 100 00 | 1 161 390 14 | /    | 22 066 412 61 |

1

|   |              |            | %    |
|---|--------------|------------|------|
| 1 | 6 775 000 00 | 338 750 00 | 5 00 |
|   | 6 775 000 00 | 338 750 00 | 5 00 |

(6.

(2).

|   |                 |                 | %      |   |
|---|-----------------|-----------------|--------|---|
| 1 | 13 021, 644 10  | 13 021, 644 10  | 100 00 |   |
| 2 | 5 071, 075 63   | 5 071, 075 63   | 100 00 |   |
| 3 | 3 384, 000 00   | 3 384, 000 00   | 100 00 |   |
| 4 | 3 074, 746 89   | 3 074, 746 89   | 100 00 |   |
| 5 | 1, 928, 570 80  | 1, 928, 570 80  | 100 00 |   |
| 6 | 1, 447, 000 00  | 1, 447, 000 00  | 100 00 |   |
| 7 | 1, 146, 434 00  | 1, 146, 434 00  | 100 00 |   |
| 8 | 1, 133, 410 00  | 1, 133, 410 00  | 100 00 |   |
| 9 | 484, 000 00     | 484, 000 00     | 100 00 |   |
|   | 30 690, 881. 42 | 30 690, 881. 42 | 100 00 | / |

1

|     |                   |                 | %      |
|-----|-------------------|-----------------|--------|
| 1   | 371, 530, 451. 86 | 18, 576, 522 59 | 5 00   |
| 1-2 | 193, 708, 936 19  | 19, 370, 893 62 | 10 00  |
| 2-3 | 43, 665, 563 65   | 13, 099, 669 09 | 30 00  |
| 3-4 | 19, 209, 087 32   | 9, 604, 543 66  | 50 00  |
| 4-5 | 12, 860, 364 49   | 10, 288, 291 59 | 80 00  |
| 5   | 24, 570, 028 35   | 24, 570, 028 35 | 100 00 |

. 00

(3).

(6).

(7).

6

|  |               |               |
|--|---------------|---------------|
|  |               |               |
|  | 81,012,075.95 | 56,738,968.18 |
|  | 81,012,075.95 | 56,738,968.18 |

42.78%

7

(1).

|     |               | (%)    |               | (%)    |
|-----|---------------|--------|---------------|--------|
| 1   | 28,166,175.15 | 97.70  | 12,686,013.96 | 94.61  |
| 1 2 | 330,233.90    | 1.15   | 647,908.78    | 4.83   |
| 2 3 | 256,637.35    | 0.89   | 37,884.26     | 0.28   |
| 3   | 75,138.81     | 0.26   | 37,994.55     | 0.28   |
|     | 28,828,185.21 | 100.00 | 13,409,801.55 | 100.00 |

1

(2).

|   |              | (%)   |
|---|--------------|-------|
| 1 | 2,937,643.90 | 10.19 |
| 2 | 1,467,162.00 | 5.09  |
| 3 | 1,293,431.98 | 4.49  |
| 4 | 1,269,242.80 | 4.40  |

|   |              |       |
|---|--------------|-------|
| 5 | 1,086,000.00 | 3.77  |
|   | 8,053,480.68 | 27.94 |

8

|  |               |               |
|--|---------------|---------------|
|  |               |               |
|  |               |               |
|  |               |               |
|  | 22,102,458.10 | 49,883,444.92 |
|  | 22,102,458.10 | 49,883,444.92 |

55.69%

(1).

(2).

(3).

(4).

(5). 1

(6).



(7).

|     |  |               |
|-----|--|---------------|
|     |  |               |
| 1   |  |               |
| 1   |  |               |
| 1   |  | 8,381,620.54  |
| 1 2 |  | 43,484,859.49 |
| 2 3 |  | 1,054,580.00  |
| 3   |  |               |
| 3 4 |  | 193,013.52    |
| 4 5 |  |               |
| 5   |  | 280,152.00    |
|     |  | 53,394,225.55 |

(8).

|  |               |               |
|--|---------------|---------------|
|  |               |               |
|  | 194,195.77    | 941,261.69    |
|  | 483,139.88    | 622,569.01    |
|  | 10,059,918.54 | 11,126,015.69 |
|  | 42,656,971.36 | 38,808,556.70 |
|  | 53,394,225.55 | 51,498,403.09 |

(9).

|          |              |     |               |               |
|----------|--------------|-----|---------------|---------------|
|          |              |     |               |               |
|          | 12           | ( ) | ( )           |               |
| 2021 1 1 | 1,614,958.17 |     |               | 1,614,958.17  |
| 2021 1 1 |              |     |               |               |
| --       |              |     |               |               |
| --       |              |     |               |               |
| --       |              |     |               |               |
| --       |              |     |               |               |
|          | 171,933.91   |     | 29,600,000.00 | 29,771,933.91 |
|          |              |     |               |               |
|          |              |     |               |               |
|          | 177,074.00   |     |               | 177,074.00    |
|          | 81,949.37    |     |               | 81,949.37     |

|            |                 |  |                  |                  |
|------------|-----------------|--|------------------|------------------|
| 2021 12 31 | 1, 691, 767. 45 |  | 29, 600, 000. 00 | 31, 291, 767. 45 |
|------------|-----------------|--|------------------|------------------|

(10).

|  |                 |                  |  |              |             |                  |
|--|-----------------|------------------|--|--------------|-------------|------------------|
|  |                 |                  |  |              |             |                  |
|  | 1, 614, 958. 17 | 29, 771, 933. 91 |  | 177, 074. 00 | 81, 949. 37 | 31, 291, 767. 45 |
|  | 1, 614, 958. 17 | 29, 771, 933. 91 |  | 177, 074. 00 | 81, 949. 37 | 31, 291, 767. 45 |

(11).

|  |              |
|--|--------------|
|  |              |
|  | 177, 074. 00 |

(12).

|  |  |                  |  |        |                  |
|--|--|------------------|--|--------|------------------|
|  |  |                  |  | (%)    |                  |
|  |  | 37, 000, 000. 00 | 1- 2   | 69. 30 | 29, 600, 000. 00 |
|  |  | 4, 351, 601. 77  | 1<br>3, 424, 032. 93<br>1- 2<br>927, 568. 84 | 8. 15  | 263, 958. 53     |

---

|  |   |                  |     |       |                 |
|--|---|------------------|-----|-------|-----------------|
|  |   | 3 000 000 00     | 1-2 | 5 62  | 300 000 00      |
|  |   | 1, 100, 000 00   | 1-2 | 2 06  | 110 000 00      |
|  |   | 985, 098 80      | 1   | 1. 84 | 49, 254 94      |
|  | / | 46, 436, 700. 57 | /   | 86 97 | 30, 323, 213 47 |

(13).

(14).

(15).

9  
(1).

|  |                | /            |                |                | /            |                |
|--|----------------|--------------|----------------|----------------|--------------|----------------|
|  | 31,080,827.21  | 3,343,883.54 | 27,736,943.67  | 30,882,921.76  | 3,294,912.97 | 27,588,008.79  |
|  | 399,217,710.86 |              | 399,217,710.86 | 201,326,288.43 |              | 201,326,288.43 |
|  | 15,262,381.09  | 2,602,087.98 | 12,660,293.11  | 6,103,273.45   |              | 6,103,273.45   |
|  | 52,870.29      |              | 52,870.29      | 37,617.53      |              | 37,617.53      |
|  |                |              |                |                |              |                |
|  | 151,669,819.28 |              | 151,669,819.28 | 196,660,343.74 |              | 196,660,343.74 |
|  |                |              |                |                |              |                |
|  | 430,216.49     |              | 430,216.49     | 240,309.20     |              | 240,309.20     |
|  | 597,713,825.22 | 5,945,971.52 | 591,767,853.70 | 435,250,754.11 | 3,294,912.97 | 431,955,841.14 |

(2).

|  |              |              |  |            |              |
|--|--------------|--------------|--|------------|--------------|
|  |              |              |  |            |              |
|  |              |              |  |            |              |
|  | 3,294,912.97 | 305,936.59   |  | 256,966.02 | 3,343,883.54 |
|  |              |              |  |            |              |
|  |              | 2,602,087.98 |  |            | 2,602,087.98 |
|  |              |              |  |            |              |
|  |              |              |  |            |              |
|  |              |              |  |            |              |
|  | 3,294,912.97 | 2,908,024.57 |  | 256,966.02 | 5,945,971.52 |

(3).

(4).



(2).

(3).

11

12

|  |      |              |
|--|------|--------------|
|  |      |              |
|  |      |              |
|  |      |              |
|  | 0 00 | 2 610 424 14 |
|  | 0 00 | - 137 706 21 |
|  | 0 00 | 2 472 717 93 |

13

|  |               |               |
|--|---------------|---------------|
|  |               |               |
|  |               |               |
|  |               |               |
|  | 51 049 207 51 | 35 331 032 12 |
|  | 97 507 56     | 23 584 09     |
|  | 70 568 90     | 17 644 57     |
|  | 51 217 283 97 | 35 372 260 78 |

44 80%

**14**

**(1).**

**(2).**

**(3).**

**15**

**(1).**

**(2).**

**(3).**

**16**

**(1).**

**(2).**

**(3).**



(4).

17

|  |                |  |  |               |  |  |  |  |  |                |  |
|--|----------------|--|--|---------------|--|--|--|--|--|----------------|--|
|  |                |  |  |               |  |  |  |  |  |                |  |
|  |                |  |  |               |  |  |  |  |  |                |  |
|  |                |  |  |               |  |  |  |  |  |                |  |
|  |                |  |  |               |  |  |  |  |  |                |  |
|  | 274,139,868.18 |  |  | 60,821,864.60 |  |  |  |  |  | 334,961,732.78 |  |
|  | 3,073,338.12   |  |  | 51,662.18     |  |  |  |  |  | 3,125,000.30   |  |
|  | 2,522,070.98   |  |  | -364,734.33   |  |  |  |  |  | 2,157,336.65   |  |
|  | 279,735,277.28 |  |  | 60,508,792.45 |  |  |  |  |  | 340,244,069.73 |  |
|  | 279,735,277.28 |  |  | 60,508,792.45 |  |  |  |  |  | 340,244,069.73 |  |



|    |               |               |               |              |              |               |              |                |
|----|---------------|---------------|---------------|--------------|--------------|---------------|--------------|----------------|
|    |               |               |               |              |              |               |              |                |
| 1. | 5,023,060.16  | 55,938,229.94 | 15,881,226.23 | 2,362,052.14 | 7,371,545.23 | 10,582,430.86 | 6,698,312.81 | 103,856,857.37 |
| 2  | 29,555,060.10 | 5,816,600.57  | 2,745,931.02  | 432,249.03   | 895,689.80   |               | 3,234,439.35 | 42,679,969.87  |
| 1  | 29,180,219.59 | 4,280,251.28  | 2,691,586.25  | 405,538.59   | 885,180.28   |               | 3,061,264.13 | 40,504,040.12  |
| 2  |               | 1,491,447.30  |               |              |              |               | 161,750.59   | 1,653,197.89   |
| 3  | 374,840.51    | 44,901.99     | 54,344.77     | 26,710.44    | 10,509.52    |               | 11,424.63    | 522,731.86     |
| 3  |               | 1,722,242.84  | 804,254.96    | 18,128.64    | 523,894.40   |               | 522,238.86   | 3,590,759.70   |
| 1  |               | 1,722,242.84  | 804,254.96    | 18,128.64    | 523,894.40   |               | 522,238.86   | 3,590,759.70   |
| 4  | 34,578,120.26 | 60,032,587.67 | 17,822,902.29 | 2,776,172.53 | 7,743,340.63 | 10,582,430.86 | 9,410,513.30 | 142,946,067.54 |
| 1. | 2,896,805.80  | 30,706,625.53 | 10,241,529.20 | 1,511,584.71 | 5,788,686.23 | 2,614,740.19  | 4,147,833.66 | 57,907,805.32  |
| 2  | 376,451.19    | 3,197,825.87  | 1,616,272.56  | 222,357.97   | 428,947.38   | 1,751,699.93  | 728,669.69   | 8,322,224.59   |
| 1  | 376,451.19    | 3,197,825.87  | 1,616,272.56  | 222,357.97   | 428,947.38   | 1,751,699.93  | 728,669.69   | 8,322,224.59   |
| 3  |               | 1,329,331.37  | 761,167.94    | 15,802.86    | 471,504.96   |               | 471,249.93   | 3,049,057.06   |
| 1  |               | 1,329,331.37  | 761,167.94    | 15,802.86    | 471,504.96   |               | 471,249.93   | 3,049,057.06   |
| 4  | 3,273,256.99  | 32,575,120.03 | 11,096,633.82 | 1,718,139.82 | 5,746,128.65 | 4,366,440.12  | 4,405,253.42 | 63,180,972.85  |
| 1. |               |               |               |              |              |               |              |                |
| 2  |               |               |               |              |              |               |              |                |
| 1  |               |               |               |              |              |               |              |                |
| 3  |               |               |               |              |              |               |              |                |

|   |  |  |  |  |  |  |  |  |
|---|--|--|--|--|--|--|--|--|
|   |  |  |  |  |  |  |  |  |
| 1 |  |  |  |  |  |  |  |  |
| 4 |  |  |  |  |  |  |  |  |

1. 31,304,863.27 27,457,467.64 6,726,268.47 1,058,032.71 1,997,211.98 6,215,990.74 5,005,259.88

(2).

(3).

(4).

(5).

22

|  |               |               |
|--|---------------|---------------|
|  |               |               |
|  | 39,478,118.96 | 24,809,531.04 |
|  | 0.00          | 0.00          |
|  | 39,478,118.96 | 24,809,531.04 |

(1).

|  |            |  |            |           |  |           |
|--|------------|--|------------|-----------|--|-----------|
|  |            |  |            |           |  |           |
|  |            |  |            |           |  |           |
|  | 644,018.55 |  | 644,018.55 | 95,126.21 |  | 95,126.21 |

|     |               |  |               |               |  |               |
|-----|---------------|--|---------------|---------------|--|---------------|
|     | 36,133,571.67 |  | 36,133,571.67 | 24,697,310.81 |  | 24,697,310.81 |
|     |               |  |               | 17,094.02     |  | 17,094.02     |
|     | 288,316.83    |  | 288,316.83    |               |  |               |
| MBR | 379,129.75    |  | 379,129.75    |               |  |               |
|     | 489,967.32    |  | 489,967.32    |               |  |               |
|     | 1,348,819.03  |  | 1,348,819.03  |               |  |               |
|     | 194,295.81    |  | 194,295.81    |               |  |               |
|     | 39,478,118.96 |  | 39,478,118.96 | 24,809,531.04 |  | 24,809,531.04 |

(2).

|  |                |               |               |  |  |               |       |   |  |  |     |   |
|--|----------------|---------------|---------------|--|--|---------------|-------|---|--|--|-----|---|
|  |                |               |               |  |  |               | (%)   |   |  |  | (%) |   |
|  | 127,644,900.00 | 24,697,310.81 | 11,436,260.86 |  |  | 36,133,571.67 | 30.86 |   |  |  |     |   |
|  | 127,644,900.00 | 24,697,310.81 | 11,436,260.86 |  |  | 36,133,571.67 | /     | / |  |  | /   | / |



(3).

(4).

23

(1).

(2).

24

25

|     |                 |                 |                  |
|-----|-----------------|-----------------|------------------|
|     |                 |                 |                  |
| 1.  | 7, 780, 507. 54 |                 | 7, 780, 507. 54  |
| 2   |                 | 5, 999, 065. 11 | 5, 999, 065. 11  |
| 3   |                 |                 |                  |
| 4   | 7, 780, 507. 54 | 5, 999, 065. 11 | 13, 779, 572. 65 |
| 1.  |                 |                 |                  |
| 2   | 2, 593, 502. 51 | 77, 407. 30     | 2, 670, 909. 81  |
| (1) | 2, 593, 502. 51 | 77, 407. 30     | 2, 670, 909. 81  |
| 3   |                 |                 |                  |
| (1) |                 |                 |                  |
| 4   | 2, 593, 502. 51 | 77, 407. 30     | 2, 670, 909. 81  |
| 1.  |                 |                 |                  |
| 2   |                 |                 |                  |
| (1) |                 |                 |                  |
| 3   |                 |                 |                  |
| (1) |                 |                 |                  |

---

|    |                 |                 |                  |
|----|-----------------|-----------------|------------------|
| 4  |                 |                 |                  |
| 1. | 5, 187, 005. 03 | 5, 921, 657. 81 | 11, 108, 662. 84 |
| 2  | 7, 780, 507. 54 |                 | 7, 780, 507. 54  |

(1).

|     |               |                  |                |            |              |                  |
|-----|---------------|------------------|----------------|------------|--------------|------------------|
|     |               | —                | —              |            |              |                  |
| 1.  | 59,768,696.00 | 1,306,259,263.95 | 119,080,340.26 |            | 737,461.52   | 1,485,845,761.73 |
| 2   |               | 243,927,343.67   | 178,824,392.46 | 131,580.00 | 406,889.32   | 423,290,205.45   |
| (1) |               | 8,944,905.86     | 178,824,392.46 |            | 406,889.32   | 188,176,187.64   |
| (2) |               |                  |                |            |              |                  |
| (3) |               |                  |                | 131,580.00 |              | 131,580.00       |
| 4   |               | 234,982,437.81   |                |            |              | 234,982,437.81   |
| 3   |               |                  | 234,982,437.81 |            |              | 234,982,437.81   |
| (1) |               |                  |                |            |              |                  |
| 2   |               |                  | 234,982,437.81 |            |              | 234,982,437.81   |
| 4   | 59,768,696.00 | 1,550,186,607.62 | 62,922,294.91  | 131,580.00 | 1,144,350.84 | 1,674,153,529.37 |
| 1.  | 3,847,266.13  | 262,470,389.12   |                |            | 737,461.52   | 267,055,116.77   |
| 2   | 1,309,757.87  | 45,385,292.01    |                |            | 91,553.27    | 46,786,603.15    |
| 1   | 1,309,757.87  | 45,385,292.01    |                |            | 91,553.27    | 46,786,603.15    |
| 3   |               |                  |                |            |              |                  |
| (1) |               |                  |                |            |              |                  |
| 4   | 5,157,024.00  | 307,855,681.13   |                |            | 829,014.79   | 313,841,719.92   |

|     |                  |                      |                   |             |              |                      |
|-----|------------------|----------------------|-------------------|-------------|--------------|----------------------|
| 1.  |                  |                      |                   |             |              |                      |
| 2   |                  |                      |                   |             |              |                      |
| 1   |                  |                      |                   |             |              |                      |
| 3   |                  |                      |                   |             |              |                      |
| (1) |                  |                      |                   |             |              |                      |
| 4   |                  |                      |                   |             |              |                      |
| 1.  | 54 611, 672 00   | 1, 242, 330, 926. 49 | 62, 922, 294. 91  | 131, 580 00 | 315, 336. 05 | 1, 360, 311, 809. 45 |
| 2   | 55, 921, 429. 87 | 1, 232, 084, 663. 82 | 119, 080, 340. 26 |             |              | 1, 407, 086, 433. 95 |

0%

(2).

27

28

(1).

|  |  |             |  |  |             |
|--|--|-------------|--|--|-------------|
|  |  |             |  |  |             |
|  |  | 102, 232 63 |  |  | 102, 232 63 |
|  |  | 102, 232 63 |  |  | 102, 232 63 |

(2).

(3).

(4).

28

M

W

MM

28

r

|    |              |              |            |  |              |
|----|--------------|--------------|------------|--|--------------|
|    |              | 210,881.19   | 17,573.45  |  | 193,307.74   |
| 3# |              | 218,348.63   | 9,097.85   |  | 209,250.78   |
|    |              | 134,653.47   | 11,221.10  |  | 123,432.37   |
| 6# |              | 579,932.11   | 75,754.25  |  | 504,177.86   |
|    | 1,987,282.74 | 1,143,815.40 | 525,292.73 |  | 2,605,805.41 |

31.12%

30 /  
(1).

|   |                |               |                |               |
|---|----------------|---------------|----------------|---------------|
|   |                |               |                |               |
|   | 8,091,643.23   | 1,213,746.49  | 5,057,099.12   | 758,564.87    |
|   | 176,022,203.53 | 26,403,330.53 | 116,300,404.80 | 17,445,060.72 |
|   | 19,588,070.70  | 3,970,906.54  | 8,686,325.81   | 2,171,581.46  |
|   | 157,831,347.77 | 25,578,606.77 | 116,779,222.25 | 17,740,677.72 |
| - | 63,948.29      | 11,905.98     | 67,698.75      | 11,799.60     |
|   | 361,597,213.52 | 57,178,496.31 | 246,890,750.73 | 38,127,684.37 |

(2).

|  |            |           |            |           |
|--|------------|-----------|------------|-----------|
|  |            |           |            |           |
|  | 110,272.09 | 16,540.81 |            |           |
|  |            |           |            |           |
|  |            |           |            |           |
|  | 78,452.06  | 11,767.81 | 417,534.25 | 62,630.14 |
|  | 188,724.15 | 28,308.62 | 417,534.25 | 62,630.14 |

(3).

(4).

|  |                 |                 |
|--|-----------------|-----------------|
|  |                 |                 |
|  | 423 00          |                 |
|  | 1, 351, 304 10  | 1, 018, 977. 93 |
|  | 1, 351, 727. 10 | 1, 018, 977. 93 |

(5).

|      |                |                 |   |
|------|----------------|-----------------|---|
|      |                |                 |   |
| 2021 |                | 40, 252. 33     |   |
| 2022 | 115, 927. 13   | 115, 927. 13    |   |
| 2023 | 370, 770. 91   | 392, 858. 24    |   |
| 2024 | 247, 372. 57   | 269, 445. 21    |   |
| 2025 | 214, 998. 51   | 200, 495. 02    |   |
| 2026 | 402, 234. 98   |                 |   |
|      | 1, 351, 304 10 | 1, 018, 977. 93 | / |

31

|  |               |            |               |               |           |               |
|--|---------------|------------|---------------|---------------|-----------|---------------|
|  |               |            |               |               |           |               |
|  |               |            |               |               |           |               |
|  |               |            |               |               |           |               |
|  |               |            |               |               |           |               |
|  | 8 556 522 61  | 430 778 13 | 8 125 744 48  | 523 326 39    | 26 166 31 | 497 160 08    |
|  | 26 111 827 81 |            | 26 111 827 81 | 26 111 827 81 |           | 26 111 827 81 |
|  | 260 000 00    |            | 260 000 00    | 160 000 00    |           | 160 000 00    |
|  | 10 199 677 51 |            | 10 199 677 51 | 4 027 202 32  |           | 4 027 202 32  |
|  | 48 748 782 60 |            | 48 748 782 60 | 48 748 782 60 |           | 48 748 782 60 |
|  | 93 876 810 53 | 430 778 13 | 93 446 032 40 | 79 571 139 12 | 26 166 31 | 79 544 972 81 |



32

(1).

(2).

33

34

35

(1).

36

(1).

|  |                   |                   |
|--|-------------------|-------------------|
|  |                   |                   |
|  | 244, 239, 903. 71 | 142, 791, 101. 51 |
|  | 134, 972, 608. 05 | 174, 268, 055. 91 |
|  | 6, 000, 000. 00   | 6, 000, 000. 00   |
|  | 385, 212, 511. 76 | 323, 059, 157. 42 |

(2).

1

|  |                 |  |
|--|-----------------|--|
|  |                 |  |
|  | 9, 523, 030. 94 |  |
|  | 6, 000, 000. 00 |  |
|  | 4, 632, 979. 28 |  |
|  | 4, 546, 636. 70 |  |
|  | 4, 027, 210. 65 |  |
|  | 3, 619, 530. 00 |  |
|  | 3, 505, 825. 75 |  |

|  |                  |   |
|--|------------------|---|
|  | 2, 538, 232. 69  |   |
|  | 38, 393, 446. 01 | / |

37

(1).

(2). 1

38

(1).

|  |                   |                   |
|--|-------------------|-------------------|
|  |                   |                   |
|  | 502, 485, 130. 24 | 370, 518, 917. 98 |
|  | 502, 485, 130. 24 | 370, 518, 917. 98 |

(2).

39

(1).

|   |                  |                   |                   |                  |
|---|------------------|-------------------|-------------------|------------------|
|   |                  |                   |                   |                  |
|   | 23, 256, 855. 16 | 109, 882, 060. 76 | 103, 691, 075. 35 | 29, 447, 840. 57 |
| - | 33, 750. 61      | 7, 771, 610. 74   | 7, 736, 684. 22   | 68, 677. 13      |
|   |                  |                   |                   |                  |
|   | 23, 290, 605. 77 | 117, 653, 671. 50 | 111, 427, 759. 57 | 29, 516, 517. 70 |

(2).

:

|  |               |               |               |               |
|--|---------------|---------------|---------------|---------------|
|  | 22,741,002.90 | 99,384,036.19 | 93,306,346.19 | 28,818,692.90 |
|  |               | 1,608,138.25  | 1,608,138.25  |               |
|  | 29,122.98     | 4,096,229.30  | 4,092,451.97  | 32,900.31     |
|  | 11,262.78     | 3,598,422.03  | 3,596,661.15  | 13,023.66     |
|  | 9,302.57      | 319,687.00    | 318,711.53    | 10,278.04     |
|  | 8,557.63      | 178,120.27    | 177,079.29    | 9,598.61      |
|  | 452,290.28    | 4,100,332.04  | 4,040,092.60  | 512,529.72    |
|  | 34,439.00     | 693,324.98    | 644,046.34    | 83,717.64     |
|  |               |               |               |               |

41

|  |              |               |
|--|--------------|---------------|
|  |              |               |
|  |              |               |
|  |              |               |
|  | 4,760,465.48 | 12,580,574.57 |
|  | 4,760,465.48 | 12,580,574.57 |

(1).

(2).

(1).

|  |              |               |
|--|--------------|---------------|
|  |              |               |
|  | 1,722,129.00 | 1,898,129.00  |
|  | 2,462,955.24 | 519,594.44    |
|  | 575,381.24   | 10,162,851.13 |
|  | 4,760,465.48 | 12,580,574.57 |

(2). 1

42

43 1

|   |              |              |
|---|--------------|--------------|
|   |              |              |
| 1 | 9,587,638.70 | 4,645,735.00 |

|   |                  |                 |
|---|------------------|-----------------|
| 1 |                  |                 |
| 1 |                  |                 |
| 1 | 3 013, 597. 39   | 2, 455, 314. 27 |
|   | 12, 601, 236. 09 | 7, 101, 049. 27 |

44

|  |                  |                  |
|--|------------------|------------------|
|  |                  |                  |
|  |                  |                  |
|  |                  |                  |
|  | 29, 181, 670. 93 | 22, 013, 427. 66 |
|  | 5, 568, 500. 00  | 8, 225, 590. 00  |
|  | 34, 750, 170. 93 | 30, 239, 017. 66 |

45

(1).

|  |                   |                   |
|--|-------------------|-------------------|
|  |                   |                   |
|  | 73, 106, 796. 96  | 19, 645, 735. 00  |
|  | 22, 416, 834. 77  |                   |
|  |                   |                   |
|  |                   |                   |
|  | - 9, 587, 638. 70 | - 4, 645, 735. 00 |
|  | 85, 935, 993. 03  | 15, 000, 000. 00  |

“ ZZ27612021200000001”

“ 27612021280051” “ 27612021280057”

BCF

13

Suntar Investment Holding Pte. Ltd

20

Suntar Holding

30

Suntar Holding

29,029,806.09

46

(1).

(2).

(3).

(4).

47

|  |               |
|--|---------------|
|  |               |
|  | 16,379,265.32 |
|  | -4,790,816.58 |
|  | -3,013,597.39 |
|  | 8,574,851.35  |

100%

48

|  |               |               |
|--|---------------|---------------|
|  |               |               |
|  |               |               |
|  | 10,500,000.00 | 10,500,000.00 |
|  | 10,500,000.00 | 10,500,000.00 |

(1).

(2).

|  |               |  |  |               |   |
|--|---------------|--|--|---------------|---|
|  |               |  |  |               |   |
|  | 10,000,000.00 |  |  | 10,000,000.00 | 1 |
|  | 500,000.00    |  |  | 500,000.00    | 2 |
|  | 10,500,000.00 |  |  | 10,500,000.00 | / |

2013

2013 634

2013

2013 891

49

50

|  |                |                |   |
|--|----------------|----------------|---|
|  |                |                |   |
|  |                |                |   |
|  |                |                |   |
|  |                |                |   |
|  |                |                |   |
|  |                |                |   |
|  |                |                |   |
|  |                |                |   |
|  |                |                |   |
|  | 278,844,492.27 | 167,154,249.51 |   |
|  | 278,844,492.27 | 167,154,249.51 | / |

40.05%

14

51

|  |               |              |              |               |  |
|--|---------------|--------------|--------------|---------------|--|
|  |               |              |              |               |  |
|  | 88,171,948.63 | 5,000,000.00 | 3,870,497.23 | 89,301,451.40 |  |
|  | 88,171,948.63 | 5,000,000.00 | 3,870,497.23 | 89,301,451.40 |  |



|          |               |              |  |              |  |               |   |
|----------|---------------|--------------|--|--------------|--|---------------|---|
|          |               |              |  |              |  |               | / |
| -        | 29,119,999.99 |              |  | 1,040,000.00 |  | 28,079,999.99 |   |
| “ ”<br>— | 16,566,904.86 |              |  | 720,300.22   |  | 15,846,604.64 |   |
|          | 11,977,949.15 |              |  | 630,418.36   |  | 11,347,530.79 |   |
|          | 11,220,582.83 |              |  | 467,524.28   |  | 10,753,058.55 |   |
| “ ”<br>— | 6,608,666.98  |              |  | 287,333.31   |  | 6,321,333.67  |   |
| -        | 5,680,884.19  |              |  | 362,609.52   |  | 5,318,274.67  |   |
|          |               | 5,000,000.00 |  |              |  | 5,000,000.00  |   |
| —        | 1,637,749.78  |              |  | 78,298.80    |  | 1,559,450.98  |   |
| “ ”<br>— | 1,330,000.00  |              |  | 70,000.00    |  | 1,260,000.00  |   |
| “ ”<br>— | 1,296,512.05  |              |  | 69,767.46    |  | 1,226,744.59  |   |
| —        | 802,838.01    |              |  | 34,906.00    |  | 767,932.01    |   |

|   |            |  |  |           |  |            |  |
|---|------------|--|--|-----------|--|------------|--|
|   |            |  |  |           |  |            |  |
| - | 770,114.99 |  |  | 45,977.00 |  | 724,137.99 |  |
| - | 439,759.04 |  |  | 24,096.39 |  | 415,662.65 |  |
| — | 173,450.90 |  |  | 10,458.21 |  | 162,992.69 |  |
| - | 165,206.79 |  |  | 9,062.52  |  | 156,144.27 |  |
| — | 67,186.69  |  |  | 2,986.08  |  | 64,200.61  |  |
| — | 66,982.53  |  |  | 3,202.32  |  | 63,780.21  |  |
| - | 43,975.90  |  |  | 2,409.64  |  | 41,566.26  |  |
|   | 39,285.70  |  |  | 2,142.85  |  | 37,142.85  |  |
|   | 35,384.61  |  |  | 1,538.46  |  | 33,846.15  |  |
| - |            |  |  |           |  |            |  |
|   | 35,256.37  |  |  | 1,538.46  |  | 33,717.91  |  |
| - |            |  |  |           |  |            |  |
|   | 33,392.91  |  |  | 2,142.86  |  | 31,250.05  |  |
| - |            |  |  |           |  |            |  |
|   | 32,442.38  |  |  | 2,212.00  |  | 30,230.38  |  |

---

|   |               |              |  |              |  |               |  |
|---|---------------|--------------|--|--------------|--|---------------|--|
| - |               |              |  |              |  |               |  |
| - | 15,547.00     |              |  | 791.67       |  | 14,755.33     |  |
| - | 11,874.98     |              |  | 780.82       |  | 11,094.16     |  |
|   | 88,171,948.63 | 5,000,000.00 |  | 3,870,497.23 |  | 89,301,451.40 |  |

52

53

|  |                |   |  |  |  |                |  |
|--|----------------|---|--|--|--|----------------|--|
|  |                | + |  |  |  |                |  |
|  |                |   |  |  |  |                |  |
|  | 333,880,000.00 |   |  |  |  | 333,880,000.00 |  |

54

(1).

(2).

:

55

|  |                  |  |  |                  |
|--|------------------|--|--|------------------|
|  |                  |  |  |                  |
|  | 1,498,776,210.13 |  |  | 1,498,776,210.13 |
|  | 15,943,522.66    |  |  | 15,943,522.66    |
|  | 1,514,719,732.79 |  |  | 1,514,719,732.79 |

56

57

58

59

|  |                |               |                |
|--|----------------|---------------|----------------|
|  |                |               |                |
|  | 110,229,936.87 | 12,548,944.30 | 122,778,881.17 |
|  |                |               |                |
|  |                |               |                |
|  |                |               |                |
|  | 110,229,936.87 | 12,548,944.30 | 122,778,881.17 |

10

60

|   |                  |                  |
|---|------------------|------------------|
|   |                  |                  |
|   | 1,341,375,217.62 | 1,225,262,995.77 |
| + | -46,091,891.81   | -41,058.38       |
|   | 1,295,283,325.81 | 1,225,221,937.39 |
|   | 247,121,741.23   | 221,805,911.11   |
|   | 12,548,944.30    | 22,252,229.70    |
|   |                  |                  |
|   | 66,776,000.00    | 83,470,000.00    |
|   |                  |                  |
|   |                  | -69,598.82       |
|   | 1,463,080,122.74 | 1,341,375,217.62 |

1

0

2

46,091,891.81

3

0

4

0

5

0

61  
(1).

|  |                     |                  |                  |                  |
|--|---------------------|------------------|------------------|------------------|
|  |                     |                  |                  |                  |
|  |                     |                  |                  |                  |
|  | 1, 150, 709, 066.63 | 780, 054, 346.93 | 876, 447, 101.03 | 550, 897, 369.94 |
|  |                     |                  |                  |                  |
|  | 1, 150, 709, 066.63 | 780, 054, 346.93 | 876, 447, 101.03 | 550, 897, 369.94 |

(2).

|  |                  |                  |                |                  |
|--|------------------|------------------|----------------|------------------|
|  |                  |                  |                |                  |
|  |                  | 558 893 478 02   |                | 558 893 478 02   |
|  | 412 991 196 15   |                  |                | 412 991 196 15   |
|  |                  |                  | 178 824 392 46 | 178 824 392 46   |
|  |                  |                  |                |                  |
|  | 412 991 196 15   | 553 607 932 75   | 178 824 392 46 | 1 145 423 521 36 |
|  |                  | 5 285 545 27     |                | 5 285 545 27     |
|  |                  |                  |                |                  |
|  |                  | 188 717 936 02   |                | 188 717 936 02   |
|  |                  | 233 424 904 31   |                | 233 424 904 31   |
|  |                  | 136 750 637 69   |                | 136 750 637 69   |
|  | 412 991 196 15   |                  |                | 412 991 196 15   |
|  |                  |                  | 178 824 392 46 | 178 824 392 46   |
|  |                  |                  |                |                  |
|  |                  |                  |                |                  |
|  |                  |                  |                |                  |
|  |                  | 558 893 478 02   |                | 558 893 478 02   |
|  | 412 991 196 15   |                  | 178 824 392 46 | 591 815 588 61   |
|  |                  |                  |                |                  |
|  |                  |                  |                |                  |
|  | 1 651 964 784 60 | 1 735 573 912 08 | 715 297 569 84 | 4 602 836 266 52 |

(3).

(4).

62

|  |                |                |
|--|----------------|----------------|
|  |                |                |
|  |                |                |
|  |                |                |
|  | 1, 826, 198.95 | 1, 658, 409.96 |
|  | 800, 160.35    | 752, 254.55    |
|  |                |                |
|  | 479, 296.50    | 372, 464.77    |
|  |                |                |
|  | 24, 262.14     | 22, 636.74     |



64

|  |                  |                  |
|--|------------------|------------------|
|  |                  |                  |
|  | 21, 948, 269. 30 | 17, 976, 501. 69 |
|  | 7, 201, 596. 01  | 5, 587, 219. 37  |
|  | 2, 762, 585. 03  | 1, 939, 552. 32  |
|  | 522, 257. 87     | 591, 622. 98     |
|  | 949, 143. 06     | 737, 394. 37     |
|  | 414, 640. 20     | 960, 225. 69     |
|  |                  |                  |
|  | 10, 213, 983. 49 | 9, 783, 940. 49  |
|  | 44, 012, 474. 96 | 37, 576, 456. 91 |

65

|  |                  |                  |
|--|------------------|------------------|
|  |                  |                  |
|  | 37, 206, 833. 64 | 28, 442, 374. 37 |
|  | 5, 842, 420. 52  | 4, 507, 571. 98  |
|  | 5, 150, 666. 86  | 4, 147, 298. 90  |
|  | 1, 100, 131. 09  | 805, 351. 31     |
|  | 521, 977. 21     | 516, 101. 43     |
|  | 319, 052. 52     | 280, 949. 03     |
|  | 2, 073, 906. 22  | 1, 416, 316. 65  |
|  | 52, 214, 988. 06 | 40, 115, 963. 67 |

30. 16%

66

|  |                    |                   |
|--|--------------------|-------------------|
|  |                    |                   |
|  | - 11, 826, 892. 06 | - 7, 454, 337. 33 |
|  | 636, 390. 67       | 776, 101. 20      |
|  | 216, 498. 52       | 230, 240. 19      |
|  | 21, 430, 097. 12   | 17, 653, 787. 46  |
|  | 10, 456, 094. 25   | 11, 205, 791. 52  |

67

|  |               |               |
|--|---------------|---------------|
|  |               |               |
|  | 16,383,038.08 | 22,876,271.48 |
|  | 24,043.63     | 29,337.68     |
|  | 16,407,081.71 | 22,905,609.16 |

68

|  |               |               |
|--|---------------|---------------|
|  |               |               |
|  | 60,508,792.45 | 22,637,714.07 |
|  |               |               |
|  |               |               |
|  |               |               |
|  |               |               |
|  |               |               |
|  | 14,996,974.90 | 24,811,370.80 |
|  |               |               |
|  |               |               |
|  |               |               |
|  |               |               |
|  |               | 1,279,166.67  |
|  | 75,505,767.35 | 48,728,251.54 |

54.95%

69

70

|  |           |            |
|--|-----------|------------|
|  |           |            |
|  | 78,452.06 | 417,534.25 |
|  |           |            |
|  |           |            |
|  | 78,452.06 | 417,534.25 |

71

|  |                 |                   |
|--|-----------------|-------------------|
|  |                 |                   |
|  | 822,640.14      | - 1,161,390.14    |
|  | - 14,543,392.2  | - 17,183,123.66   |
|  | - 29,771,933.91 | - 493,642.82      |
|  |                 |                   |
|  |                 |                   |
|  |                 |                   |
|  | - 43,492,685.97 | - 18,838,156.6271 |

74

|  |             |            |             |
|--|-------------|------------|-------------|
|  |             |            |             |
|  |             |            |             |
|  |             |            |             |
|  |             |            |             |
|  |             |            |             |
|  |             |            |             |
|  |             |            |             |
|  |             |            |             |
|  |             |            |             |
|  | 321, 742.88 | 65, 449.29 | 321, 742.88 |
|  | 321, 742.88 | 65, 449.29 | 321, 742.88 |

75

|  |                |                |                |
|--|----------------|----------------|----------------|
|  |                |                |                |
|  |                |                |                |
|  |                |                |                |
|  |                |                |                |
|  |                |                |                |
|  |                |                |                |
|  |                |                |                |
|  | 455, 004.48    |                | 455, 004.48    |
|  | 25, 380.00     | 259, 883.00    | 25, 380.00     |
|  | 510, 284.74    | 245, 697.87    | 510, 284.74    |
|  | 1, 782.10      | 222, 666.48    | 1, 782.10      |
|  | 9, 231.50      | 1, 500.00      | 9, 231.50      |
|  | 16, 888.00     | 510, 670.00    | 16, 888.00     |
|  | 8, 825.08      | 35, 530.89     | 8, 825.08      |
|  | 1, 027, 395.90 | 1, 275, 948.24 | 1, 027, 395.90 |

76

(1).

|  |                |               |
|--|----------------|---------------|
|  |                |               |
|  | 42,794,499.07  | 39,087,709.02 |
|  | -18,768,030.12 | -5,684,238.05 |
|  | 24,026,468.95  | 33,403,470.97 |

(2).

|   |  |                |
|---|--|----------------|
|   |  |                |
|   |  | 274,089,754.01 |
| / |  | 68,522,438.50  |
|   |  | -30,079,838.29 |
|   |  | -1,975,418.48  |
|   |  |                |
|   |  | 5,098,820.62   |
|   |  | -164.25        |
|   |  | 60,729.06      |
|   |  | -10,292,756.16 |
|   |  | -1,477,197.15  |
|   |  | -5,830,144.90  |
|   |  | 24,026,468.95  |

77

78

(1).

|   |               |               |
|---|---------------|---------------|
|   |               |               |
|   | 15,023,524.16 | 10,940,287.06 |
|   | 8,654,669.00  | 4,416,400.00  |
|   | 16,300,689.52 | 17,564,885.20 |
|   |               | 3,413,680.00  |
|   |               | 37,662,020.27 |
| - | 14,032,857.59 | 10,459,857.16 |
|   | 485,215.64    | 65,449.29     |
|   | 54,496,955.91 | 84,522,578.98 |

(2).

|  |               |                |
|--|---------------|----------------|
|  |               |                |
|  | 48,577,410.61 | 45,005,978.51  |
|  |               | 41,021.37      |
|  | 7,774,571.85  | 11,162,720.42  |
|  | 24,368,693.50 | 14,519,740.00  |
|  | 7,662,020.27  | 30,000,000.00  |
|  | 3,030,117.64  |                |
|  | 91,412,813.87 | 100,729,460.30 |

(3).

(4).

|  |           |               |
|--|-----------|---------------|
|  |           |               |
|  |           | 37,000,000.00 |
|  | 26,090.00 |               |
|  | 26,090.00 | 37,000,000.00 |

(5).

(6).

|  |              |   |
|--|--------------|---|
|  |              |   |
|  | 2,599,413.67 | — |
|  | 2,599,413.67 | — |

79  
(1).

|          |                |                |
|----------|----------------|----------------|
|          |                |                |
| <b>1</b> |                |                |
|          | 250,063,285.06 | 224,117,272.19 |
|          | 3,280,373.23   | 852,276.85     |
|          | 43,492,685.97  | 18,838,156.62  |
|          | 8,322,224.59   |                |

|  |              |
|--|--------------|
|  | 5,259,700.00 |
|  | 2,652,155.82 |
|  |              |
|  | 2,607,544.18 |

:

(3).

(4).

|  |                  |                  |
|--|------------------|------------------|
|  |                  |                  |
|  | 1,207,387,615.80 | 1,178,953,010.18 |
|  | 407,559.36       | 188,366.46       |
|  | 1,206,980,056.44 | 1,178,764,643.72 |
|  |                  |                  |
|  |                  |                  |
|  |                  |                  |
|  |                  |                  |
|  |                  |                  |
|  | 1,207,387,615.80 | 1,178,953,010.18 |
|  |                  |                  |

80

“ ”

81

|  |               |                  |
|--|---------------|------------------|
|  |               |                  |
|  | 1,415,370.00  |                  |
|  |               |                  |
|  |               |                  |
|  |               |                  |
|  | 29,029,806.09 | Suntar Hbl di ng |
|  | 22,448,606.71 |                  |
|  | 504,716.79    |                  |
|  | 3,655,520.00  |                  |



|  |                 |    |      |
|--|-----------------|----|------|
|  | 1, 549, 380.00  | 13 | 2021 |
|  | 58, 603, 399.59 |    | /    |

82

(1).

|  |                |        |                 |
|--|----------------|--------|-----------------|
|  |                |        |                 |
|  | -              | -      | -               |
|  | 5, 075, 933.48 | 6.3757 | 32, 362, 629.09 |
|  | 14.04          | 7.2197 | 101.36          |
|  | 533, 532.38    | 4.7179 | 2, 517, 152.42  |
|  | -              | -      | -               |
|  | 8, 155.00      | 6.3757 | 51, 993.83      |
|  |                |        |                 |
|  |                |        |                 |
|  | -              | -      | -               |
|  |                |        |                 |
|  | 49, 889.26     | 4.7179 | 235, 372.55     |
|  | -              | -      | -               |
|  | 110, 089.25    | 4.7179 | 519, 389.96     |

(2).

83

84

(1).

|     |   |                 |                |
|-----|---|-----------------|----------------|
|     |   |                 |                |
|     | - | 31, 200, 000.00 | 1, 040, 000.00 |
| " " |   | 21, 420, 000.00 | 720, 300.22    |
| " " |   | 14, 400, 000.00 | 630, 418.36    |

|          |               |  |              |
|----------|---------------|--|--------------|
|          |               |  |              |
|          | 12,000,000.00 |  | 467,524.28   |
| -        | 7,290,000.00  |  | 362,609.52   |
| “ ”<br>— | 8,620,000.00  |  | 287,333.31   |
| —        | 2,164,000.00  |  | 78,298.80    |
| “ ”<br>— | 7,500,000.00  |  | 70,000.00    |
| “ ”<br>— | 2,000,000.00  |  | 69,767.46    |
| -        | 1,000,000.00  |  | 45,977.00    |
| —        | 1,047,180.00  |  | 34,906.00    |
| -        | 500,000.00    |  | 24,096.39    |
| —        | 238,000.00    |  | 10,458.21    |
| -        | 217,500.00    |  | 9,062.52     |
| —        | 70,000.00     |  | 3,202.32     |
| —        | 70,000.00     |  | 2,986.08     |
| -        | 50,000.00     |  | 2,409.64     |
| -        | 40,000.00     |  | 2,212.00     |
| -        | 50,000.00     |  | 2,142.85     |
| -        | 40,000.00     |  | 2,142.86     |
| -        | 40,000.00     |  | 1,538.46     |
| -        | 40,000.00     |  | 1,538.46     |
| -        | 19,000.00     |  | 791.67       |
| -        | 19,000.00     |  | 780.82       |
|          | 4,902,086.57  |  | 1,211,851.33 |
|          | 3,015,800.00  |  | 1,225,600.00 |
|          | 2,252,000.00  |  | 2,252,000.00 |
|          | 2,148,800.00  |  | 2,148,800.00 |

---

|  |                 |  |                 |
|--|-----------------|--|-----------------|
|  |                 |  |                 |
|  | 2, 100, 000. 00 |  | 1, 900, 000. 00 |
|  | 1, 008, 000. 00 |  | 1, 000, 000. 00 |
|  | 729, 694. 31    |  | 73, 760. 70     |
|  | 675, 000. 00    |  |                 |

(1).

|  |            |              |       |  |            |  |  |  |
|--|------------|--------------|-------|--|------------|--|--|--|
|  |            |              | %     |  |            |  |  |  |
|  | 2021<br>12 | 5,259,700.00 | 67.00 |  | 2021<br>12 |  |  |  |

(2).

|    |              |
|----|--------------|
|    |              |
| -- | 5,259,700.00 |
| -- |              |
| -- |              |
| -- |              |
| -- |              |
| -- |              |
| -- |              |
|    | 5,259,700.00 |
|    | 5,157,467.37 |

|  |              |              |
|--|--------------|--------------|
|  | 2,652,155.82 | 2,652,155.82 |
|  | 3,190,141.75 | 3,190,141.75 |
|  | 3,178,117.03 | 3,178,117.03 |
|  | 522,731.86   | 544,039.77   |
|  | 131,580.00   |              |
|  | 174,989.96   | 174,989.96   |
|  | 1,139,037.95 | 1,139,037.95 |
|  | 61,501.68    | 61,501.68    |
|  | 86,053.50    | 86,053.50    |
|  | 333,644.15   | 333,644.15   |
|  | 3,772,241.21 | 3,755,700.40 |
|  |              |              |
|  | 1,918,471.34 | 1,918,471.34 |
|  | 16,540.81    |              |
|  | 1,435,895.65 | 1,435,895.65 |
|  | 126,193.19   | 126,193.19   |
|  | 266,824.12   | 266,824.12   |
|  | 8,316.10     | 8,316.10     |
|  | 7,697,712.49 | 7,603,981.21 |
|  | 2,540,245.12 | 2,509,313.80 |
|  | 5,157,467.37 | 5,094,667.41 |

(4).

(5).

(6).

2

3

4

5

1

|   |                                 |      |        |
|---|---------------------------------|------|--------|
| 1 |                                 | 100% | 1, 000 |
| 2 | SUNTARRESEARCH PTE LTD          | 100% | 2      |
| 3 | SUNTARADVANCEDMATERIALS PTE LTD | 100% | 2      |
| 4 | GRAPHENE ENERGY PTE LTD         | 80%  | 100    |

6

1  
(1).

|                                    |  |  |  | %      |        |
|------------------------------------|--|--|--|--------|--------|
|                                    |  |  |  |        |        |
| ( )                                |  |  |  | 100.00 |        |
| Suntar Investment Holding Pte. Ltd |  |  |  | 100.00 |        |
|                                    |  |  |  | 70.00  |        |
|                                    |  |  |  | 100.00 |        |
|                                    |  |  |  | 100.00 |        |
|                                    |  |  |  | 100.00 |        |
|                                    |  |  |  | 100.00 |        |
|                                    |  |  |  | 100.00 |        |
|                                    |  |  |  |        | 100.00 |
|                                    |  |  |  | 100.00 |        |
|                                    |  |  |  | 100.00 |        |
|                                    |  |  |  | 100.00 |        |
|                                    |  |  |  | 100.00 |        |





---

|                                   |  |  |  |  |        |  |
|-----------------------------------|--|--|--|--|--------|--|
|                                   |  |  |  |  |        |  |
|                                   |  |  |  |  | 100 00 |  |
| SUNTAR RESEARCH PTE LTD           |  |  |  |  | 100 00 |  |
| SUNTAR ADVANCED MATERIALS PTE LTD |  |  |  |  | 100 0  |  |
| GRAPHENE ENERGY PTE LTD           |  |  |  |  | 80 00  |  |

(2).

|  |        |              | : | :             |
|--|--------|--------------|---|---------------|
|  | 30.00% | 2,088,084.42 |   | 28,187,190.95 |
|  | 25.00% | 855,927.82   |   | 13,462,761.43 |

(3).

: :

|  |                   |                    |                    |                   |                   |                   |                   |                   |                    |                   |                   |                   |
|--|-------------------|--------------------|--------------------|-------------------|-------------------|-------------------|-------------------|-------------------|--------------------|-------------------|-------------------|-------------------|
|  |                   |                    |                    |                   |                   |                   |                   |                   |                    |                   |                   |                   |
|  |                   |                    |                    |                   |                   |                   |                   |                   |                    |                   |                   |                   |
|  | 28,664,767<br>.01 | 127,739,86<br>2.50 | 156,404,62<br>9.51 | 15,103,597<br>.97 | 47,343,728<br>.37 | 62,447,326<br>.34 | 53,108,929<br>.24 | 58,409,247<br>.26 | 111,518,17<br>6.50 | 8,924,092<br>54   | 12,786,295<br>.75 | 21,710,388<br>.29 |
|  | 22,744,152<br>.32 | 102,583,94<br>0.71 | 125,328,09<br>3.03 | 38,869,019<br>.99 | 32,608,027<br>.31 | 71,477,047<br>.30 | 23,664,467<br>.82 | 68,955,378<br>.64 | 92,619,846<br>.46  | 21,259,454<br>.63 | 20,625,000<br>.37 | 41,884,455<br>.00 |

|  |                |              |              |               |               |              |              |                |  |
|--|----------------|--------------|--------------|---------------|---------------|--------------|--------------|----------------|--|
|  |                |              |              |               |               |              |              |                |  |
|  |                |              |              |               |               |              |              |                |  |
|  | 100,024,636.16 | 6,960,281.39 | 6,960,281.39 | 46,036,705.91 | 17,316,440.18 | 7,091,710.71 | 7,091,710.71 | 9,652,324.40   |  |
|  | 53,469,700.68  | 3,423,711.29 | 3,423,711.29 | 14,398,768.39 | 6,785,332.26  | 735,391.46   | 735,391.46   | -13,153,371.33 |  |

(4).

(5).

2

3

(1).

|  |  |  |  |  |       |   |
|--|--|--|--|--|-------|---|
|  |  |  |  |  | :     | : |
|  |  |  |  |  | (%)   |   |
|  |  |  |  |  |       |   |
|  |  |  |  |  | 30 00 |   |

20%

20%

(2).

(3).

|  |                      |                      |
|--|----------------------|----------------------|
|  | /                    | /                    |
|  |                      |                      |
|  | 747, 085, 520 70     | 847, 048, 991. 45    |
|  | 1, 698, 905, 651. 63 | 1, 175, 281, 173. 10 |
|  | 2, 445, 991, 172 33  | 2, 022, 330, 164 55  |
|  |                      |                      |
|  | 1, 060, 736, 386 16  | 872, 519, 728 20     |
|  | 44, 703, 120 69      | 27, 057, 223 67      |
|  | 1, 105, 439, 506 85  | 899, 576, 951. 87    |

|    |                      |                      |
|----|----------------------|----------------------|
|    |                      |                      |
|    |                      |                      |
|    | 1, 340, 551, 665. 48 | 1, 122, 753, 212. 68 |
|    |                      |                      |
|    | 402, 165, 499. 64    | 336, 825, 963. 80    |
|    | - 67, 203, 766. 86   | - 62, 686, 095. 62   |
| -- |                      |                      |
| -- | - 5, 171, 827. 20    | - 654, 155. 96       |
| -- | - 62, 031, 939. 66   | - 62, 031, 939. 66   |
|    | 334, 961, 732. 78    | 274, 139, 868. 18    |
|    |                      |                      |
|    |                      |                      |
|    | 3, 335, 019, 763. 82 | 2, 537, 253, 944. 02 |
|    | 217, 798, 452. 80    | 77, 920, 554. 45     |
|    |                      |                      |
|    |                      |                      |
|    | 217, 798, 452. 80    | 77, 920, 554. 45     |
|    |                      |                      |
|    |                      |                      |

(4).

|    |                 |                 |
|----|-----------------|-----------------|
|    | /               | /               |
|    |                 |                 |
|    |                 |                 |
| -- |                 |                 |
| -- |                 |                 |
| -- |                 |                 |
|    |                 |                 |
|    | 5, 282, 336. 95 | 5, 595, 409. 10 |
|    |                 |                 |
| -- | - 313, 072. 15  | - 126, 775. 76  |
| -- |                 |                 |
| -- | - 313, 072. 15  | - 126, 775. 76  |

(5).

(6).

(7).

(8).

4

5

6

1.

1

2

,

3

12

(

)

12

12

12

37.53%

31.93%

86.97%


86.14%

2

2021 12 31

---

2021 12 31





|  | 2020 12 31 |        |        |            |
|--|------------|--------|--------|------------|
|  |            |        |        |            |
|  | 1, 258 06  |        |        | 1, 258 06  |
|  | 464 57     |        |        | 464 57     |
|  |            | 824 00 | 676 00 | 1, 500 00  |
|  | 34, 028 55 | 824 00 | 676 00 | 35, 528 55 |

3

1

2021 12 31

56

2

2021 12 31

50

18 04

1

: :

|  |  |  |  |  |
|--|--|--|--|--|
|  |  |  |  |  |
|  |  |  |  |  |

|    |  |                   |  |                   |
|----|--|-------------------|--|-------------------|
|    |  |                   |  |                   |
|    |  |                   |  |                   |
| 1. |  |                   |  |                   |
| 1  |  |                   |  |                   |
| 2  |  |                   |  |                   |
| 3  |  |                   |  |                   |
| 4  |  | 250, 078, 452. 06 |  | 250, 078, 452. 06 |
| 2  |  |                   |  |                   |
| 1  |  |                   |  |                   |
| 2  |  |                   |  |                   |
|    |  |                   |  |                   |
|    |  |                   |  |                   |
|    |  |                   |  |                   |
| 1. |  |                   |  |                   |

|  |  |  |                  |                  |
|--|--|--|------------------|------------------|
|  |  |  | 11, 469, 953. 70 | 11, 469, 953. 70 |
|  |  |  | 11, 469, 953. 70 | 11, 469, 953. 70 |
|  |  |  | 3, 772, 241. 21  | 3, 772, 241. 21  |
|  |  |  | 3, 772, 241. 21  | 3, 772, 241. 21  |

2

3

4

5

6

7

8

9

1

|                 |  |  |     |       |       |
|-----------------|--|--|-----|-------|-------|
|                 |  |  |     | (%)   | (%)   |
| Suntar Membrane |  |  | 100 | 43.46 | 43.46 |

|                          |  |  |  |  |
|--------------------------|--|--|--|--|
| Technology (S) Pte. Ltd. |  |  |  |  |
|--------------------------|--|--|--|--|

|              |  |  |              |
|--------------|--|--|--------------|
| 2021. 01. 01 |  |  | 2021. 12. 31 |
| 100          |  |  | 100          |

LAN WEI GUANG CHEN N

2

3

|  |  |
|--|--|
|  |  |
|  |  |
|  |  |

4

|  |  |
|--|--|
|  |  |
|  |  |

5

(1).

/

/

|  |  |               |               |
|--|--|---------------|---------------|
|  |  | 50,706,646.02 | 29,610,897.95 |
|  |  |               |               |

(2)        /        /  
             /        /  
             /

(6).

(7).

|  |        |        |
|--|--------|--------|
|  |        |        |
|  | 589.00 | 564.05 |

(8).

6

(1).

: :

|  |  |               |              |               |            |
|--|--|---------------|--------------|---------------|------------|
|  |  |               |              |               |            |
|  |  | 43,264,066.16 | 4,284,676.92 | 31,128,840.69 | 535,790.95 |
|  |  | 118,852.18    | 91,033.34    | 118,852.18    | 32,956.72  |
|  |  | 1,100,000.00  | 1,100,000.00 | 1,800,000.00  | 42,500.00  |

(2).

: :

|  |  |               |               |
|--|--|---------------|---------------|
|  |  |               |               |
|  |  | 38,280,000.00 | 12,760,000.00 |

7

8

1

2

3

4

5

1

1

|  | 2021 12 31     | 2020 12 31     |
|--|----------------|----------------|
|  | 204,235,656.88 | 292,944,063.63 |
|  |                |                |
|  |                |                |

2

|   | 2021 12 31 | 2020 12 31   |
|---|------------|--------------|
| 1 |            | 3,114,166.19 |
| 2 |            |              |
| 3 |            |              |
|   |            |              |
|   |            | 3,114,166.19 |

2

(1).

1

25

2021 12 31

(2).

3

1

2

|  |               |
|--|---------------|
|  | 76,792,400.00 |
|  | 76,792,400.00 |

3

4

1  
(1).

(2).

2

3  
(1).

(2).

4

5



6  
(1).

1

2

2

| 2021 /2021 12<br>31 |                      |                      |                      |                      |
|---------------------|----------------------|----------------------|----------------------|----------------------|
|                     | 654, 129, 719. 06    | 766, 613, 339. 48    | 270, 033, 991. 91    | 1, 150, 709, 066. 63 |
|                     | 654, 129, 719. 06    | 496, 579, 347. 57    |                      | 1, 150, 709, 066. 63 |
|                     |                      | 270, 033, 991. 91    | 270, 033, 991. 91    | -                    |
|                     | 654, 129, 719. 06    | 766, 613, 339. 48    | 270, 033, 991. 91    | 1, 150, 709, 066. 63 |
|                     | 499, 695, 859. 53    | 491, 527, 701. 69    | 211, 169, 214. 29    | 780, 054, 346. 93    |
|                     | 499, 695, 859. 53    | 491, 527, 701. 69    | 211, 169, 214. 29    | 780, 054, 346. 93    |
|                     | 8, 054, 359. 55      | 114, 758, 239. 76    | 62, 703. 49          | 122, 749, 895. 82    |
|                     | 110, 576, 324. 24    | 227, 112, 183. 30    | 62, 893, 100. 51     | 274, 795, 407. 03    |
|                     | 2, 086, 476, 200. 89 | 4, 078, 889, 308. 24 | 1, 310, 733, 531. 20 | 4, 854, 631, 977. 93 |
|                     | 1, 222, 493, 216. 07 | 931, 410, 742. 04    | 777, 918, 445. 96    | 1, 375, 985, 512. 15 |
|                     |                      |                      |                      |                      |
|                     | 256, 255, 354. 37    | 60, 842, 961. 24     | 64, 953, 421. 53     | 252, 144, 894. 08    |
|                     | 65, 217, 305. 33     | 9, 498, 700. 06      | 16, 410, 975. 11     | 58, 305, 030. 28     |
|                     |                      |                      |                      |                      |
|                     | - 15, 396, 545. 80   | - 28, 096, 140. 17   |                      | - 43, 492, 685. 97   |
|                     |                      | - 3, 280, 373. 23    |                      | - 3, 280, 373. 23    |

(2).

(3).

(4).

7

8

1.

2021 11

BOT

797.73

2022 4 19

2022 4 19

2.

2020 6 2020 12

3800

2021 12

31

3700

2021 12 29

2021

02 1516

3700

2021 12 31

8

1

(1).

---

|     |                |
|-----|----------------|
|     |                |
| 1   |                |
| 1   |                |
| 1   | 139,161,733.15 |
| 1 2 | 52,146,521.59  |
| 2 3 | 5,890,022.90   |
| 3   |                |
| 3 4 | 5,864,000.00   |
| 4 5 | 8,903,433.50   |
| 5   | 8,492,887.89   |
|     | 220,458,599.03 |

(2).

|   |                | (%)   |               | (%)    |                |                | (%)   |               | (%)    |                |
|---|----------------|-------|---------------|--------|----------------|----------------|-------|---------------|--------|----------------|
|   | 5,005,746.89   | 2.27  | 5,005,746.89  | 100.00 |                | 8,932,908.00   | 4.50  | 8,932,908.00  | 100.00 |                |
|   | 215,452,852.14 | 97.73 | 21,793,815.66 | 10.12  | 193,659,036.48 | 189,785,508.70 | 95.50 | 19,965,272.97 | 10.52  | 169,820,235.73 |
| 1 | 95,908,495.82  | 43.50 | 21,793,815.66 | 22.72  | 74,114,680.16  | 113,235,769.81 | 56.98 | 19,965,272.97 | 17.63  | 93,270,496.84  |

|   |                |       |               |   |                |                |       |               |   |                |
|---|----------------|-------|---------------|---|----------------|----------------|-------|---------------|---|----------------|
| 2 | 119,544,356.32 | 54.23 |               |   | 119,544,356.32 | 76,549,738.89  | 38.52 |               |   | 76,549,738.89  |
|   | 220,458,599.03 | /     | 26,799,562.55 | / | 193,659,036.48 | 198,718,416.70 | /     | 28,898,180.97 | / | 169,820,235.73 |

|   |              |              | %      |   |
|---|--------------|--------------|--------|---|
| 1 | 3,074,746.89 | 3,074,746.89 | 100.00 |   |
| 2 | 1,447,000.00 | 1,447,000.00 | 100.00 |   |
| 3 | 484,000.00   | 484,000.00   | 100.00 |   |
|   | 5,005,746.89 | 5,005,746.89 | 100.00 | / |

1

|     |               |               | %     |
|-----|---------------|---------------|-------|
| 1   | 19,617,376.83 | 980,868.83    | 5     |
| 1-2 | 52,146,521.59 | 5,214,652.16  | 10    |
| 2-3 | 5,890,022.90  | 1,767,006.87  | 30    |
| 3-4 | 5,864,000.00  | 2,932,000.00  | 50    |
| 4-5 | 7,456,433.50  | 5,965,146.80  | 80    |
| 5   | 4,934,141.00  | 4,934,141.00  | 100   |
|     | 95,908,495.82 | 21,793,815.66 | 22.72 |

(3).

|  | 28,898,180.97 | 1,828,542.69 | 3,927,161.11 |  | 26,799,562.55 |
|--|---------------|--------------|--------------|--|---------------|
|  | 28,898,180.97 | 1,828,542.69 | 3,927,161.11 |  | 26,799,562.55 |

|  |                |   |
|--|----------------|---|
|  |                |   |
|  |                | / |
|  | 3 927, 161. 11 |   |

(4).

(5).

|   |                  | (%)    |                 |
|---|------------------|--------|-----------------|
| 1 | 13, 619, 252. 00 | 6. 18  | 1, 341, 217. 24 |
| 2 | 12, 997, 757. 44 | 5. 90  | 1, 366, 603. 09 |
| 3 | 8, 492, 924. 13  | 3. 85  | 698, 172. 41    |
| 4 | 8, 536, 500. 00  | 3. 87  | 929, 210. 00    |
| 5 | 5, 085, 244. 23  | 2. 31  | 254, 262. 21    |
|   | 48, 731, 677. 80 | 22. 10 | 4, 589, 464. 95 |

(6).

(7).

2

|  |                   |                   |
|--|-------------------|-------------------|
|  |                   |                   |
|  |                   |                   |
|  |                   | 51, 951, 729. 65  |
|  | 810, 341, 874. 10 | 664, 283, 580. 56 |
|  | 810, 341, 874. 10 | 716, 235, 310. 21 |

(1).

(2).

(3).

(4).

(5). 1

(6).

(1).

|     |  |                |
|-----|--|----------------|
|     |  |                |
| 1   |  |                |
| 1   |  |                |
| 1   |  | 506,616,086.65 |
| 1 2 |  | 234,797,450.05 |
| 2 3 |  | 58,344,044.21  |
| 3   |  |                |
| 3 4 |  | 30,959,871.97  |
| 4 5 |  | 1,621,972.00   |
| 5   |  | 8,396,721.35   |
|     |  | 840,736,146.23 |

(2).



|  |                |                |
|--|----------------|----------------|
|  |                |                |
|  | 167,728.85     | 95,739.72      |
|  | 6,549,294.50   | 7,002,500.00   |
|  | 796,936,745.24 | 620,759,012.53 |
|  | 37,082,377.64  | 37,064,455.07  |
|  | 840,736,146.23 | 664,921,707.32 |

(3).

|            |            |     |               |               |
|------------|------------|-----|---------------|---------------|
|            |            |     |               |               |
|            | 12         | ( ) | ( )           |               |
| 2021 1 1   | 638,126.76 |     |               | 638,126.76    |
| 2021 1 1   |            |     |               |               |
| --         |            |     |               |               |
| --         |            |     |               |               |
| --         |            |     |               |               |
| --         |            |     |               |               |
|            | 156,145.37 |     | 29,600,000.00 | 29,756,145.37 |
|            |            |     |               |               |
|            |            |     |               |               |
|            |            |     |               |               |
| 2021 12 31 | 794,272.13 |     | 29,600,000.00 | 30,394,272.13 |

(4).

(5).

(6).

|  |   |                |   | (%)   |  |
|--|---|----------------|---|-------|--|
|  |   | 113,270,974.75 | 1   | 13.47 |  |
|  |   | 81,273,169.37  | 1   | 9.67  |  |
|  |   | 62,929,477.04  | 1<br>19,340,701.29<br>1-2<br>39,385,084.66<br>2-3<br>4,203,691.09 | 7.49  |  |
|  |   | 55,459,503.73  | 1<br>34,148,783.81<br>1-2<br>6,045,964.56<br>2-3<br>15,264,755.36 | 6.60  |  |
|  |   | 63,260,094.18  | 1<br>20,838,736.98<br>1-2<br>42,421,357.2                         | 7.52  |  |
|  | / | 376,193,219.07 |   | 44.75 |  |

(7).

(8).

(9).

3

|  |  |  |  |  |
|--|--|--|--|--|
|  |  |  |  |  |
|--|--|--|--|--|

|  |                |  |                |                |  |                |
|--|----------------|--|----------------|----------------|--|----------------|
|  | 583,715,498.93 |  | 583,715,498.93 | 533,715,498.93 |  | 533,715,498.93 |
|  | 583,715,498.93 |  | 583,715,498.93 | 533,715,498.93 |  | 533,715,498.93 |

(1).

|  |               |  |  |               |  |  |
|--|---------------|--|--|---------------|--|--|
|  |               |  |  |               |  |  |
|  | 23,231,147.97 |  |  | 23,231,147.97 |  |  |
|  | 17,629,445.24 |  |  | 17,629,445.24 |  |  |
|  | 6,120,000.00  |  |  | 6,120,000.00  |  |  |
|  | 6,130,000.00  |  |  | 6,130,000.00  |  |  |
|  | 6,717,486.34  |  |  | 6,717,486.34  |  |  |
|  | 10,050,000.00 |  |  | 10,050,000.00 |  |  |
|  | 7,173,158.59  |  |  | 7,173,158.59  |  |  |
|  | 21,638,081.97 |  |  | 21,638,081.97 |  |  |
|  | 15,280,000.00 |  |  | 15,280,000.00 |  |  |

10,000,000.000  
 0  
 0  
 0 0            M0

|   |                |               |  |                |  |  |
|---|----------------|---------------|--|----------------|--|--|
|   | 5,000,000.00   |               |  | 5,000,000.00   |  |  |
|   | 5,000,000.00   |               |  | 5,000,000.00   |  |  |
| ) (   | 169,559,081.43 |               |  | 169,559,081.43 |  |  |
| Suntar<br>Investment<br>Holding<br>Pte. Ltd | 80,426,140.00  | 50,000,000.00 |  | 130,426,140.00 |  |  |
|   | 5,000,000.00   |               |  | 5,000,000.00   |  |  |

(2).

(3).

(4).

5

|  |               |                |
|--|---------------|----------------|
|  |               |                |
|  | 53,336,084.60 | 162,121,919.88 |
|  |               |                |
|  |               |                |
|  |               |                |
|  |               |                |
|  |               |                |
|  |               |                |
|  | 14,996,974.90 | 24,811,370.80  |
|  |               |                |
|  |               |                |
|  |               |                |
|  |               | 1,279,166.67   |
|  | 68,333,059.50 | 188,212,457.35 |

6

1

|  |              |  |
|--|--------------|--|
|  |              |  |
|  | - 491,244.56 |  |
|  |              |  |

|  |                  |  |
|--|------------------|--|
|  | 15, 195, 230. 38 |  |
|  |                  |  |
|  |                  |  |
|  |                  |  |
|  |                  |  |
|  |                  |  |
|  | - 25, 380. 00    |  |
|  |                  |  |
|  |                  |  |
|  |                  |  |
|  | 15, 075, 426. 96 |  |
|  | 4, 127, 161. 11  |  |
|  |                  |  |
|  |                  |  |
|  |                  |  |
|  |                  |  |
|  | - 169, 988. 28   |  |
|  |                  |  |
|  | 33, 711, 205. 61 |  |
|  | 5, 044, 970. 87  |  |
|  | 962. 95          |  |
|  | 28, 665, 271. 79 |  |

1 —

1 —

**2**

|  | %    |      |      |
|--|------|------|------|
|  |      |      |      |
|  | 7.40 | 0.74 | 0.74 |
|  | 6.54 | 0.65 | 0.65 |

**3****4**

LAN VEI QUANG  
2022 4 19